

Report No.:

Test Time: 2025/2/28 星期五 17:04

Luminaire Property

Luminaire Manufacturer:
Luminaire Category:
Lamp Catalog:
Number of Lamps:
Luminous Length (mm):
Luminous Height (mm):
Current: 0.2285 A
Power Factor: 0.9709


Luminaire Description: GSL003A-50W
Lamp Description:
Lumens per Lamp:
Luminous Width (mm):
Voltage: 220.28 V
Power: 48.29 W

Photometric Results

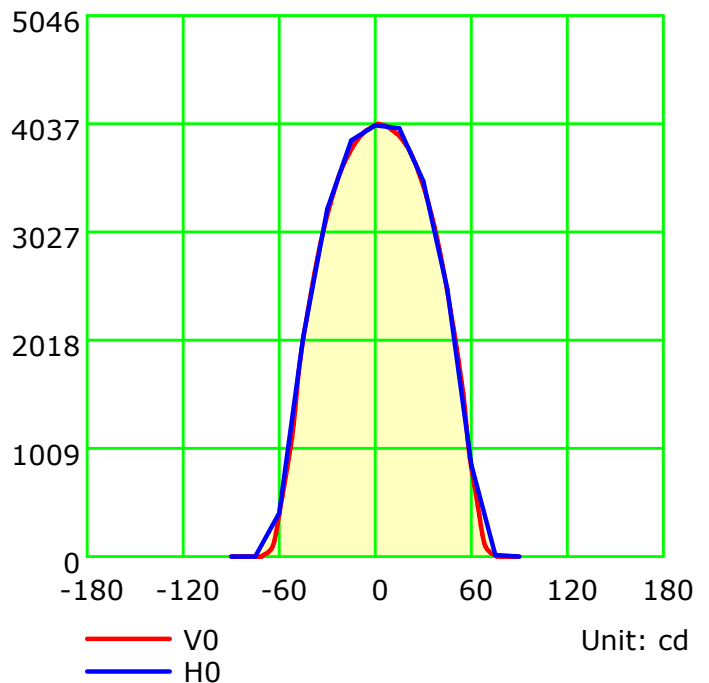
IES NEMA Type: 6H x 6V
Measurement Flux: 8118.8 lm
Field Lumens: 7941.5 lm
Field Angle: H124.7, V128.3
Luminous Efficacy (lm/w): 168.13
Max. Intensity: 4037.14 cd

Total Rated Lamp Lumens: 8118.8 lm
Efficiency: 100%
Field Efficiency: 97.82%
Beam Angle: H95.3, V94.8
C0r0 Intensity: 4024.51 cd
Pos of Max. Intensity: H2 V0

Picture Of Luminaire



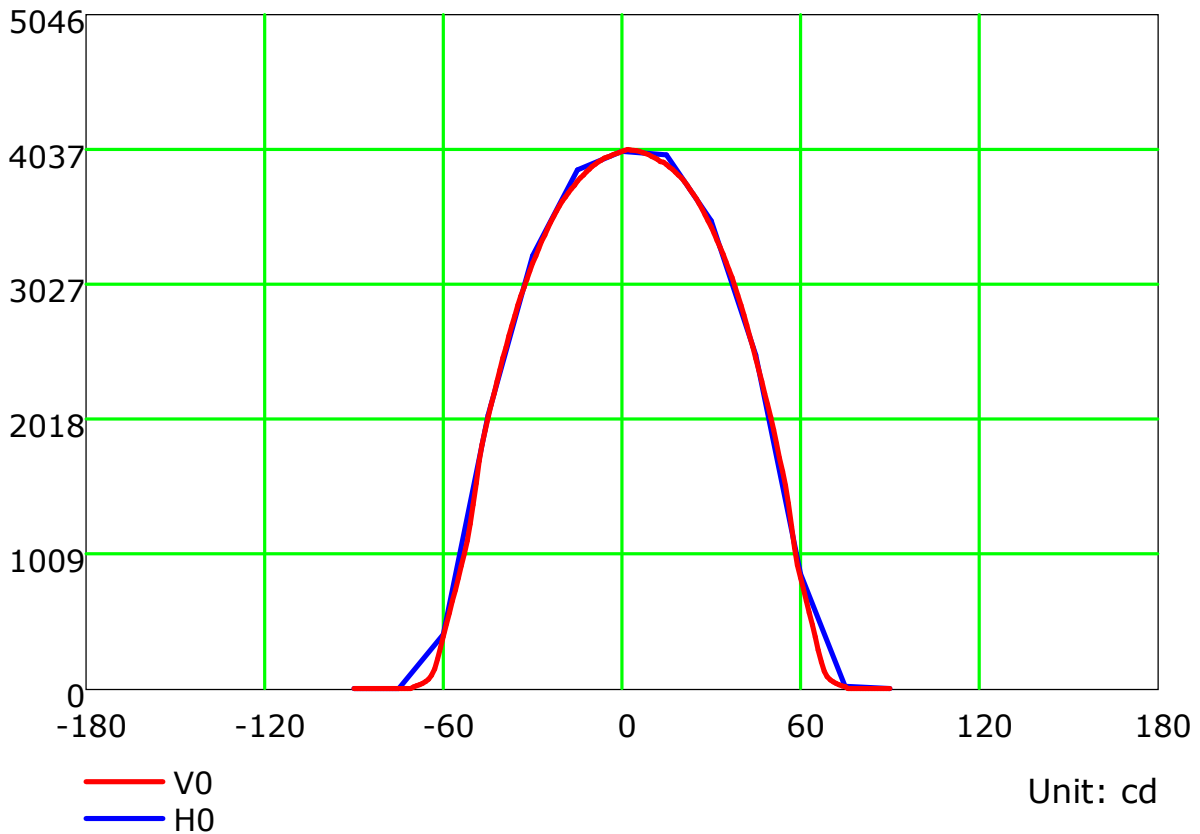
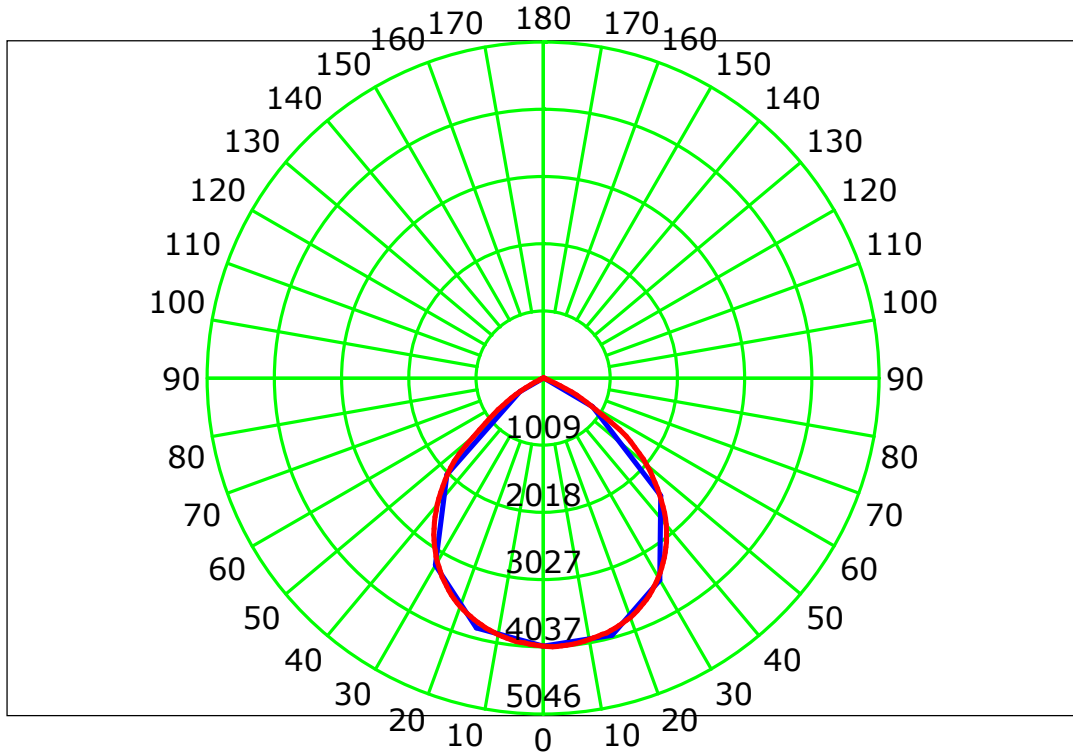
Luminous Intensity Distribution Curve



B Plane (°):-90.0-90.0: 15.0
Test Lab:
Test Type: TYPE B
Temperature: 17.4 °C
Operator:

Beta Plane (°):-90.0-90.0:1.0
Test Device: GPM-3000
Distance: 16.528 m [K=1.0000]
Humidity:
Inspector:

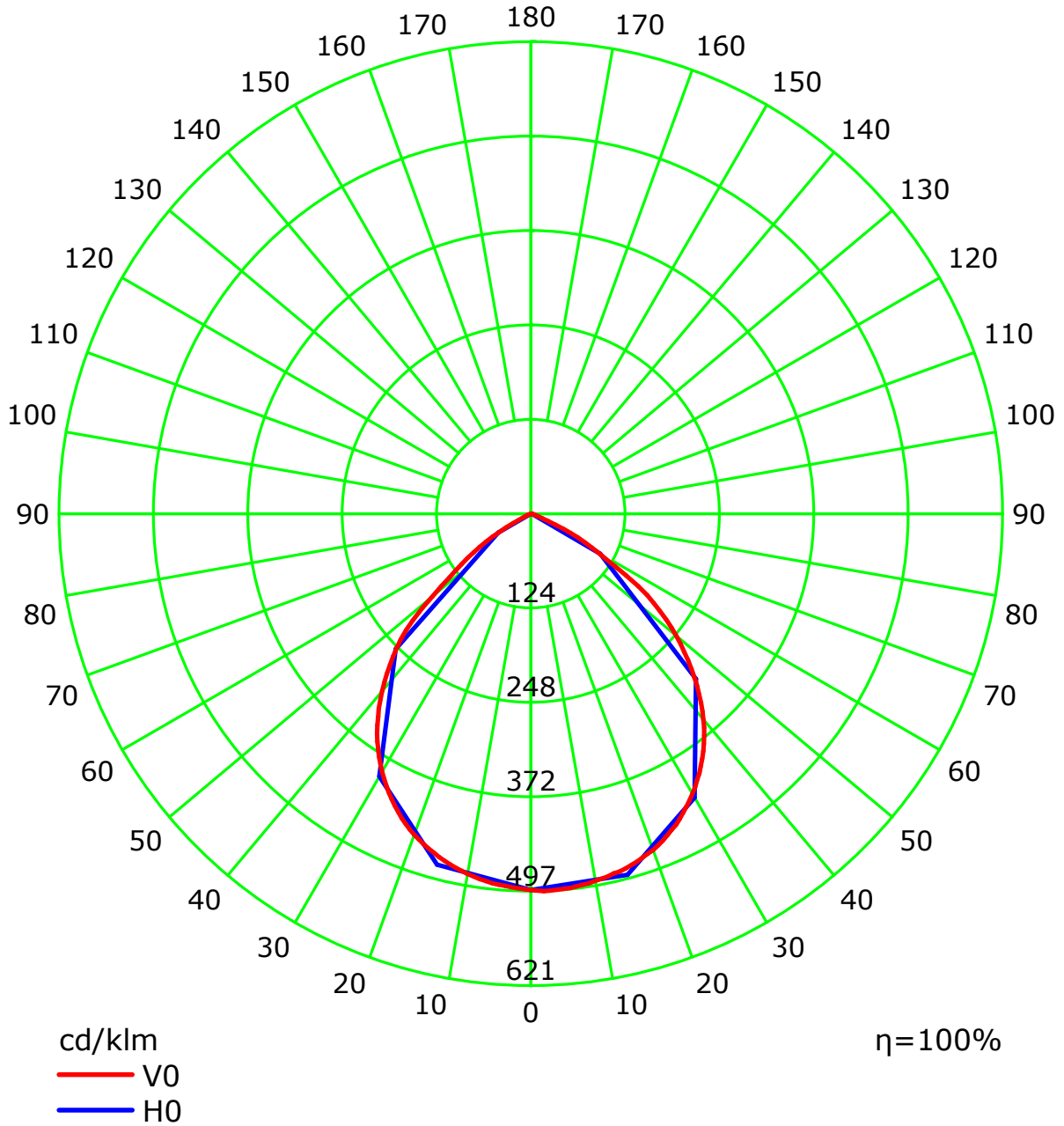
Luminous Intensity Distribution Curve



B Plane (°):-90.0-90.0: 15.0
Test Lab:
Test Type: TYPE B
Temperature: 17.4 °C
Operator:

Beta Plane (°):-90.0-90.0:1.0
Test Device: GPM-3000
Distance: 16.528 m [K=1.0000]
Humidity:
Inspector:

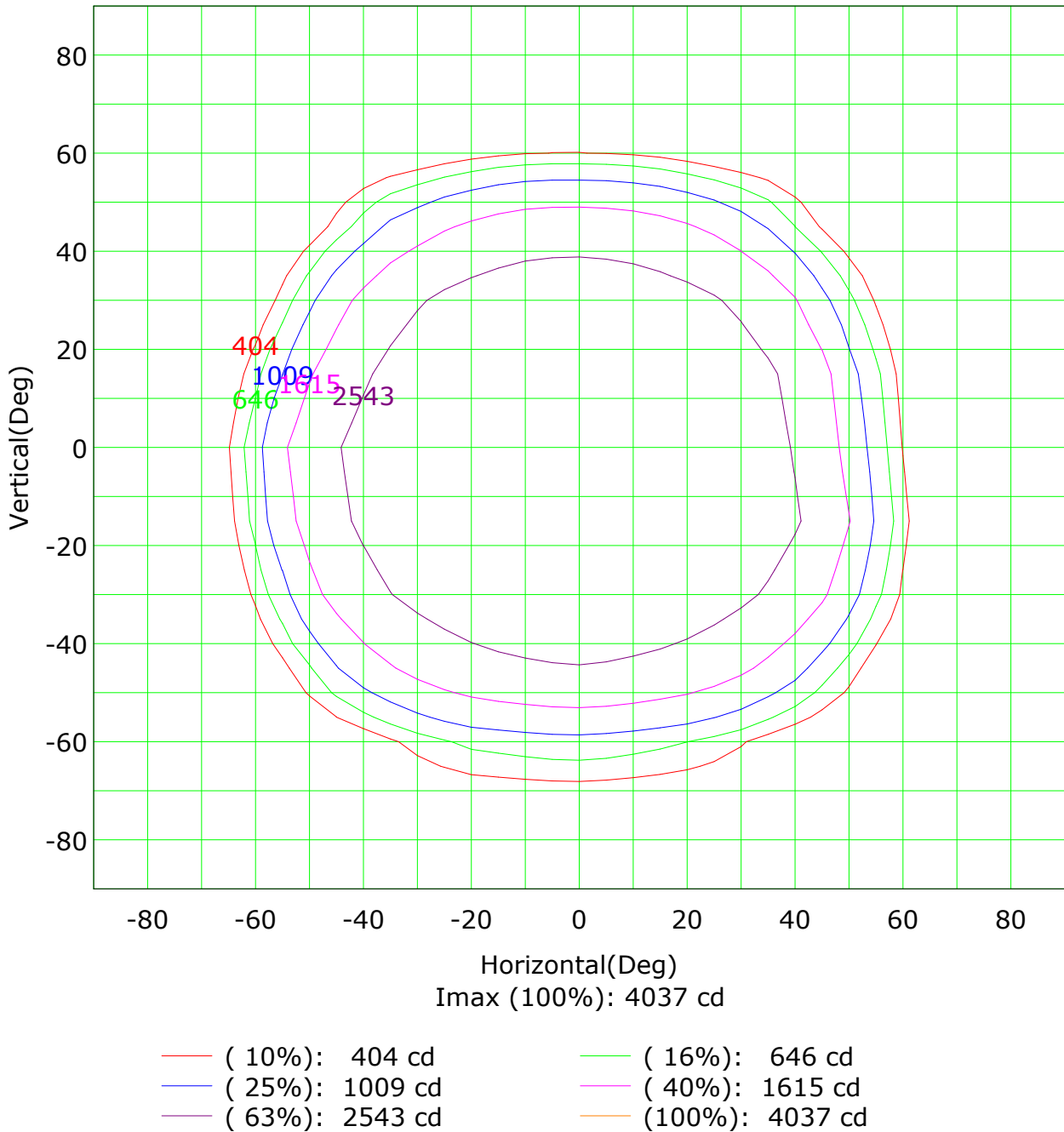
Luminous Intensity Distribution Curve(cd/klm)



B Plane (°):-90.0-90.0: 15.0
Test Lab:
Test Type: TYPE B
Temperature: 17.4 'C
Operator:

Beta Plane (°):-90.0-90.0:1.0
Test Device: GPM-3000
Distance: 16.528 m [K=1.0000]
Humidity:
Inspector:

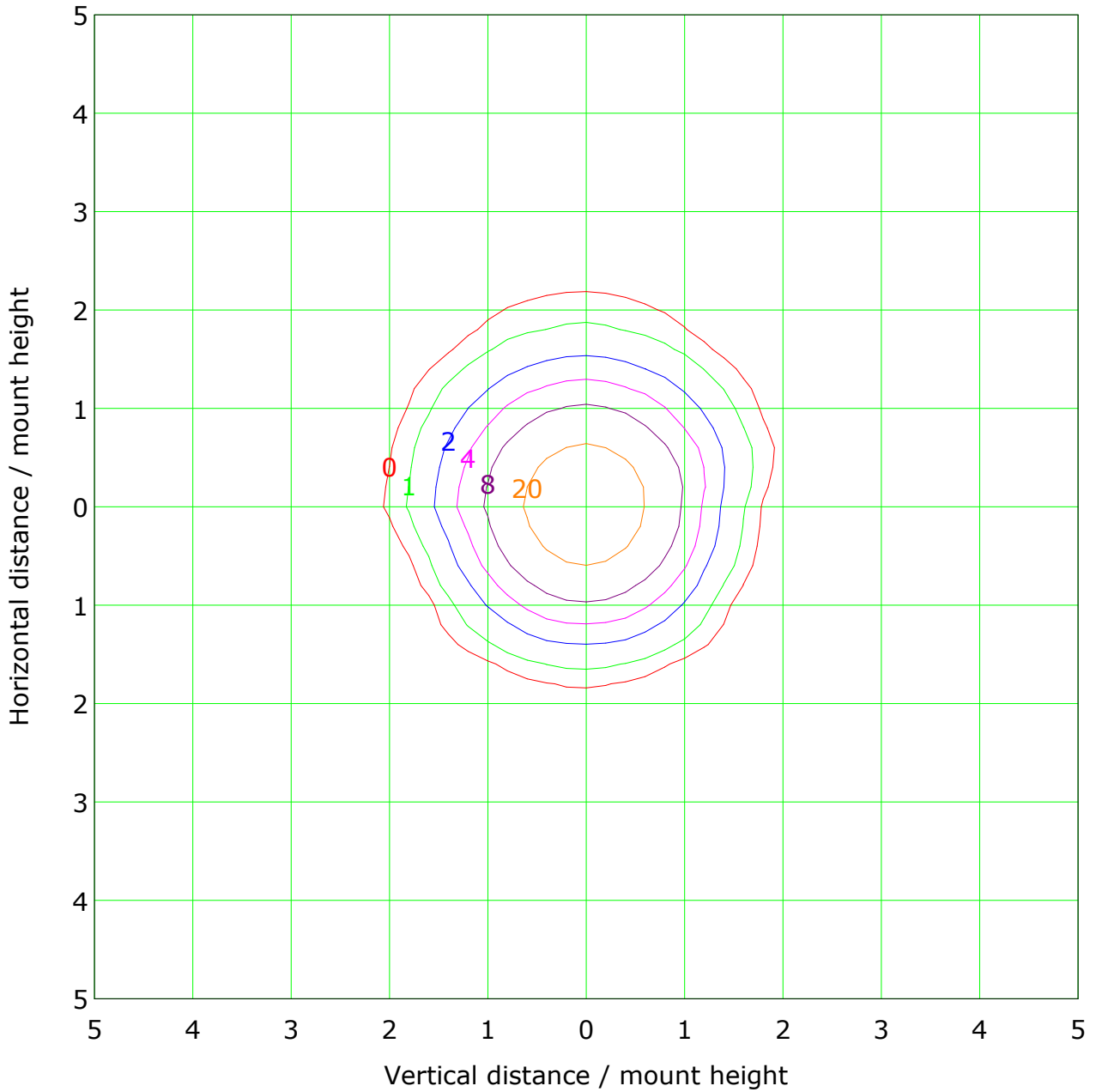
Isocandela (rectangle)



B Plane (°):-90.0-90.0: 15.0
Test Lab:
Test Type: TYPE B
Temperature: 17.4 'C
Operator:

Beta Plane (°):-90.0-90.0:1.0
Test Device: GPM-3000
Distance: 16.528 m [K=1.0000]
Humidity:
Inspector:

IsoLux Plot

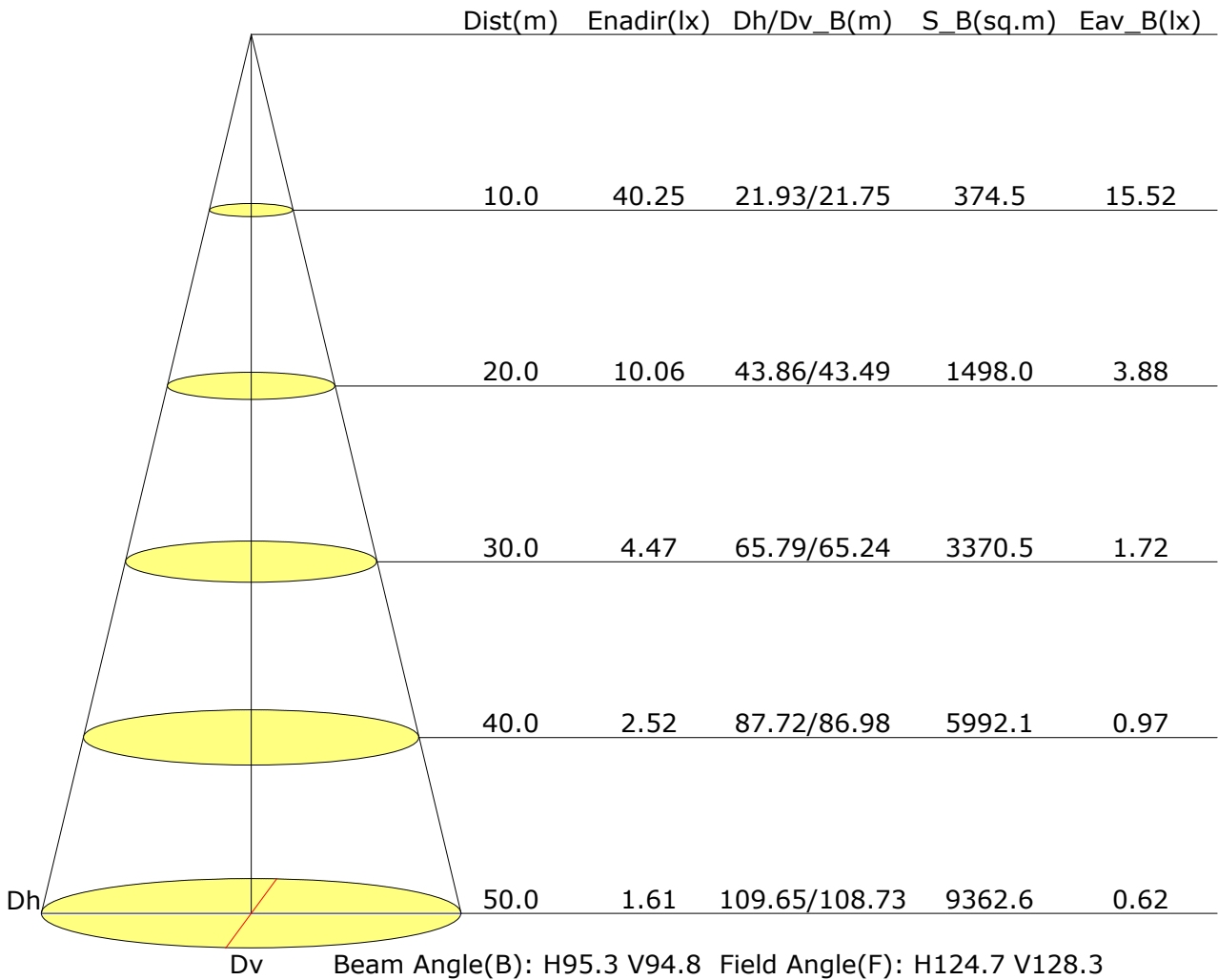


Mounting Height: 10.0m		Max Lux(100%): 40.3 lx	
<ul style="list-style-type: none"> — (1%): 0.4 lx — (5%): 2.0 lx — (20%): 8.1 lx — (100%): 40.3 lx 	<ul style="list-style-type: none"> — (2%): 0.8 lx — (10%): 4.0 lx — (50%): 20.1 lx 		

B Plane (°):-90.0-90.0: 15.0
 Test Lab:
 Test Type: TYPE B
 Temperature: 17.4 °C
 Operator:

Beta Plane (°):-90.0-90.0:1.0
 Test Device: GPM-3000
 Distance: 16.528 m [K=1.0000]
 Humidity:
 Inspector:

Illuminance at a Distance



B Plane (°):-90.0-90.0: 15.0
Test Lab:
Test Type: TYPE B
Temperature: 17.4 'C
Operator:

Beta Plane (°):-90.0-90.0:1.0
Test Device: GPM-3000
Distance: 16.528 m [K=1.0000]
Humidity:
Inspector:

Area Flux Table

Unit: lm

		Vertical plane																				
		-90	-80	-70	-60	-50	-40	-30	-20	-10	0	10	20	30	40	50	60	70	80	90		
Flux(E)	Flux(T)	0.0	0.0	0.0	0.0	0.0	0.0	0.0	0.0	0.0	0.0	0.0	0.0	0.0	0.0	0.0	0.0	0.0	0.0	0.0	Flux(T)	Flux(E)
-90	0.0	0.0	0.0	0.0	0.0	0.0	0.0	0.0	0.0	0.0	0.0	0.0	0.0	0.0	0.0	0.0	0.0	0.0	0.0	0.0	0.0	0.0
-80	0.0	0.0	0.0	0.0	0.0	0.0	0.0	0.0	0.0	0.0	0.0	0.0	0.0	0.0	0.0	0.0	0.0	0.0	0.0	0.0	0.0	0.0
-70	0.0	0.0	0.0	0.0	0.0	0.0	0.0	0.0	0.0	0.0	0.0	0.0	0.0	0.0	0.0	0.0	0.0	0.0	0.0	0.0	0.0	0.0
-60	0.0	0.0	0.0	0.0	0.0	0.0	0.0	0.0	0.0	0.0	0.0	0.0	0.0	0.0	0.0	0.0	0.0	0.0	0.0	0.0	0.0	0.0
-50	0.0	0.0	0.0	0.0	0.0	0.0	0.0	0.0	0.0	0.0	0.0	0.0	0.0	0.0	0.0	0.0	0.0	0.0	0.0	0.0	0.0	0.0
-40	0.0	0.0	0.0	0.0	0.0	0.0	0.0	0.0	0.0	0.0	0.0	0.0	0.0	0.0	0.0	0.0	0.0	0.0	0.0	0.0	0.0	0.0
-30	0.0	0.0	0.0	0.0	0.0	0.0	0.0	0.0	0.0	0.0	0.0	0.0	0.0	0.0	0.0	0.0	0.0	0.0	0.0	0.0	0.0	0.0
-20	0.0	0.0	0.0	0.0	0.0	0.0	0.0	0.0	0.0	0.0	0.0	0.0	0.0	0.0	0.0	0.0	0.0	0.0	0.0	0.0	0.0	0.0
-10	0.0	0.0	0.0	0.0	0.0	0.0	0.0	0.0	0.0	0.0	0.0	0.0	0.0	0.0	0.0	0.0	0.0	0.0	0.0	0.0	0.0	0.0
0	0.0	0.0	0.0	0.0	0.0	0.0	0.0	0.0	0.0	0.0	0.0	0.0	0.0	0.0	0.0	0.0	0.0	0.0	0.0	0.0	0.0	0.0
10	0.0	0.0	0.0	0.0	0.0	0.0	0.0	0.0	0.0	0.0	0.0	0.0	0.0	0.0	0.0	0.0	0.0	0.0	0.0	0.0	0.0	0.0
20	0.0	0.0	0.0	0.0	0.0	0.0	0.0	0.0	0.0	0.0	0.0	0.0	0.0	0.0	0.0	0.0	0.0	0.0	0.0	0.0	0.0	0.0
30	0.0	0.0	0.0	0.0	0.0	0.0	0.0	0.0	0.0	0.0	0.0	0.0	0.0	0.0	0.0	0.0	0.0	0.0	0.0	0.0	0.0	0.0
40	0.0	0.0	0.0	0.0	0.0	0.0	0.0	0.0	0.0	0.0	0.0	0.0	0.0	0.0	0.0	0.0	0.0	0.0	0.0	0.0	0.0	0.0
50	0.0	0.0	0.0	0.0	0.0	0.0	0.0	0.0	0.0	0.0	0.0	0.0	0.0	0.0	0.0	0.0	0.0	0.0	0.0	0.0	0.0	0.0
60	0.0	0.0	0.0	0.0	0.0	0.0	0.0	0.0	0.0	0.0	0.0	0.0	0.0	0.0	0.0	0.0	0.0	0.0	0.0	0.0	0.0	0.0
70	0.0	0.0	0.0	0.0	0.0	0.0	0.0	0.0	0.0	0.0	0.0	0.0	0.0	0.0	0.0	0.0	0.0	0.0	0.0	0.0	0.0	0.0
80	0.0	0.0	0.0	0.0	0.0	0.0	0.0	0.0	0.0	0.0	0.0	0.0	0.0	0.0	0.0	0.0	0.0	0.0	0.0	0.0	0.0	0.0
90	0.0	0.0	0.0	0.0	0.0	0.0	0.0	0.0	0.0	0.0	0.0	0.0	0.0	0.0	0.0	0.0	0.0	0.0	0.0	0.0	0.0	0.0
Flux(T)	0.0	0.1	12.4	109.3	3331.3	590.8	823.7	997.5	1096.0	104.0	0.018	6853.2	627.1	376.0	151.7	26.2	0.8	0.0	0.0	0.0	8119	
Flux(E)	0.0	0.0	0.7	94.5	319.6	579.5	811.6	984.2	1082.2	090.0	0005.2	841.2	615.8	365.1	139.0	13.1	0.0	0.0	0.0	0.0	7942	

B Plane (°):-90.0-90.0: 15.0
 Test Lab:
 Test Type: TYPE B
 Temperature: 17.4 °C
 Operator:

Beta Plane (°):-90.0-90.0:1.0
 Test Device: GPM-3000
 Distance: 16.528 m [K=1.0000]
 Humidity:
 Inspector:

UGR Table

Reflectance:										
Ceiling (cavity)	0.7	0.7	0.5	0.5	0.3	0.7	0.7	0.5	0.5	0.3
Wall	0.5	0.3	0.5	0.3	0.3	0.5	0.3	0.5	0.3	0.3
Reference plane	0.2	0.2	0.2	0.2	0.2	0.2	0.2	0.2	0.2	0.2
Room dimensions	Viewed crosswise					Viewed endwise				
X=2H Y=2H	-1.\$	-1.\$	-1.\$	-1.\$	-1.\$	-1.\$	-1.\$	-1.\$	-1.\$	-1.\$
3H	-1.\$	-1.\$	-1.\$	-1.\$	-1.\$	-1.\$	-1.\$	-1.\$	-1.\$	-1.\$
4H	-1.\$	-1.\$	-1.\$	-1.\$	-1.\$	-1.\$	-1.\$	-1.\$	-1.\$	-1.\$
6H	-1.\$	-1.\$	-1.\$	-1.\$	-1.\$	-1.\$	-1.\$	-1.\$	-1.\$	-1.\$
8H	-1.\$	-1.\$	-1.\$	-1.\$	-1.\$	-1.\$	-1.\$	-1.\$	-1.\$	-1.\$
12H	-1.\$	-1.\$	-1.\$	-1.\$	-1.\$	-1.\$	-1.\$	-1.\$	-1.\$	-1.\$
X=4H Y=2H	-1.\$	-1.\$	-1.\$	-1.\$	-1.\$	-1.\$	-1.\$	-1.\$	-1.\$	-1.\$
3H	-1.\$	-1.\$	-1.\$	-1.\$	-1.\$	-1.\$	-1.\$	-1.\$	-1.\$	-1.\$
4H	-1.\$	-1.\$	-1.\$	-1.\$	-1.\$	-1.\$	-1.\$	-1.\$	-1.\$	-1.\$
6H	-1.\$	-1.\$	-1.\$	-1.\$	-1.\$	-1.\$	-1.\$	-1.\$	-1.\$	-1.\$
8H	-1.\$	-1.\$	-1.\$	-1.\$	-1.\$	-1.\$	-1.\$	-1.\$	-1.\$	-1.\$
12H	-1.\$	-1.\$	-1.\$	-1.\$	-1.\$	-1.\$	-1.\$	-1.\$	-1.\$	-1.\$
X=8H Y=4H	-1.\$	-1.\$	-1.\$	-1.\$	-1.\$	-1.\$	-1.\$	-1.\$	-1.\$	-1.\$
6H	-1.\$	-1.\$	-1.\$	-1.\$	-1.\$	-1.\$	-1.\$	-1.\$	-1.\$	-1.\$
8H	-1.\$	-1.\$	-1.\$	-1.\$	-1.\$	-1.\$	-1.\$	-1.\$	-1.\$	-1.\$
12H	-1.\$	-1.\$	-1.\$	-1.\$	-1.\$	-1.\$	-1.\$	-1.\$	-1.\$	-1.\$
X=12H Y=4H	-1.\$	-1.\$	-1.\$	-1.\$	-1.\$	-1.\$	-1.\$	-1.\$	-1.\$	-1.\$
6H	-1.\$	-1.\$	-1.\$	-1.\$	-1.\$	-1.\$	-1.\$	-1.\$	-1.\$	-1.\$
8H	-1.\$	-1.\$	-1.\$	-1.\$	-1.\$	-1.\$	-1.\$	-1.\$	-1.\$	-1.\$
Variations with the observer position at spacings:										
S=1.0H	-1.\$/-1.\$					-1.\$/-1.\$				
S=1.5H	-1.\$/-1.\$					-1.\$/-1.\$				
S=2.0H	-1.\$/-1.\$					-1.\$/-1.\$				

Calculate in accordance with CIE Pub.117. The table is revised with 8119Im ($8\log(F/F_0) = 7.3$).

FLUX DISTRIBUTION TABLE BASED ON THE IESNA LUMINAIRE CLASSIFICATION SYSTEM

	ZONE	LUMENS	% LAMP LUMENS
	FORWARD LIGHT	4222	52.0
	FL (0°-30°)	1587	19.5
	FM (30°-60°)	2425	29.9
	FH (60°-80°)	209	2.6
	FVH (80°-90°)	0	0.0
	BACK LIGHT	3964	48.8
	BL (0°-30°)	1538	18.9
	BM (30°-60°)	2257	27.8
	BH (60°-80°)	168	2.1
	BVH (80°-90°)	0	0.0
	UP LIGHT	0	0.0
	UL (90°-100°)	0	0.0
	UH (100°-180°)	0	0.0
	TRAPPED LIGHT	NA	NA

BUG(Backlight,Uplight,Glare) Rating Base On TM-15-07	
Asymmetrical Luminaire Types (Type I,II,III,IV)	B3 U1 G1
Quadrilateral Symmetrical Luminaire Types (Type V,Area Light)	B3 U1 G0

B Plane (°):-90.0-90.0: 15.0
Test Lab:
Test Type: TYPE B
Temperature: 17.4 'C
Operator:

Beta Plane (°):-90.0-90.0:1.0
Test Device: GPM-3000
Distance: 16.528 m [K=1.0000]
Humidity:
Inspector: