

Report No.:

Test Time: 2025/3/27 星期四 10:43

Luminaire Property

Luminaire Manufacturer:
Luminaire Category:
Lamp Catalog:
Number of Lamps:
Luminous Length (mm):
Luminous Height (mm):
Current: 0.2751 A
Power Factor: 0.9831


Luminaire Description: PTG002A-60W
Lamp Description:
Lumens per Lamp:
Luminous Width (mm):
Voltage: 220.42 V
Power: 59.61 W

Photometric Results

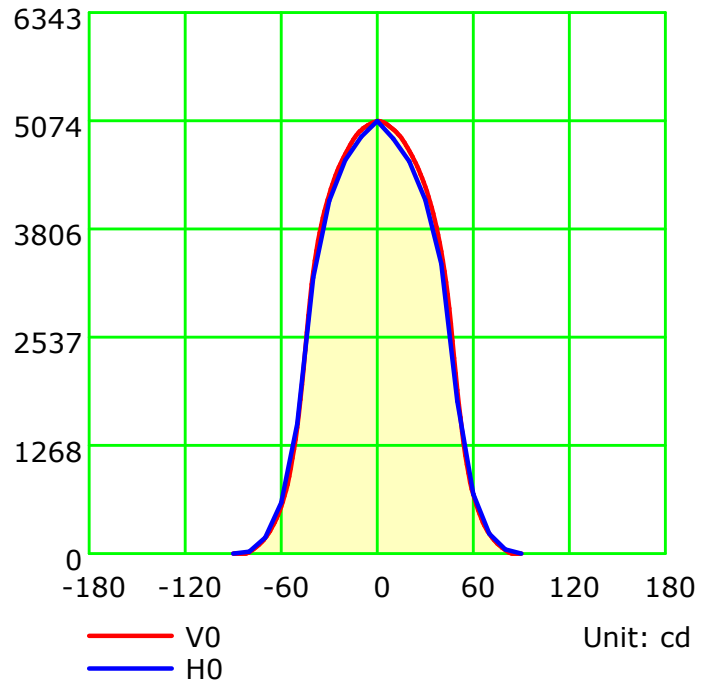
IES NEMA Type: 6H x 6V
Measurement Flux: 9720.2 lm
Field Lumens: 9324.3 lm
Field Angle: H124.0, V126.3
Luminous Efficacy (lm/w): 163.06
Max. Intensity: 5074.88 cd

Total Rated Lamp Lumens: 9720.2 lm
Efficiency: 100%
Field Efficiency: 95.93%
Beam Angle: H91.1, V89.4
C0r0 Intensity: 5073.67 cd
Pos of Max. Intensity: H1 V0

Picture Of Luminaire



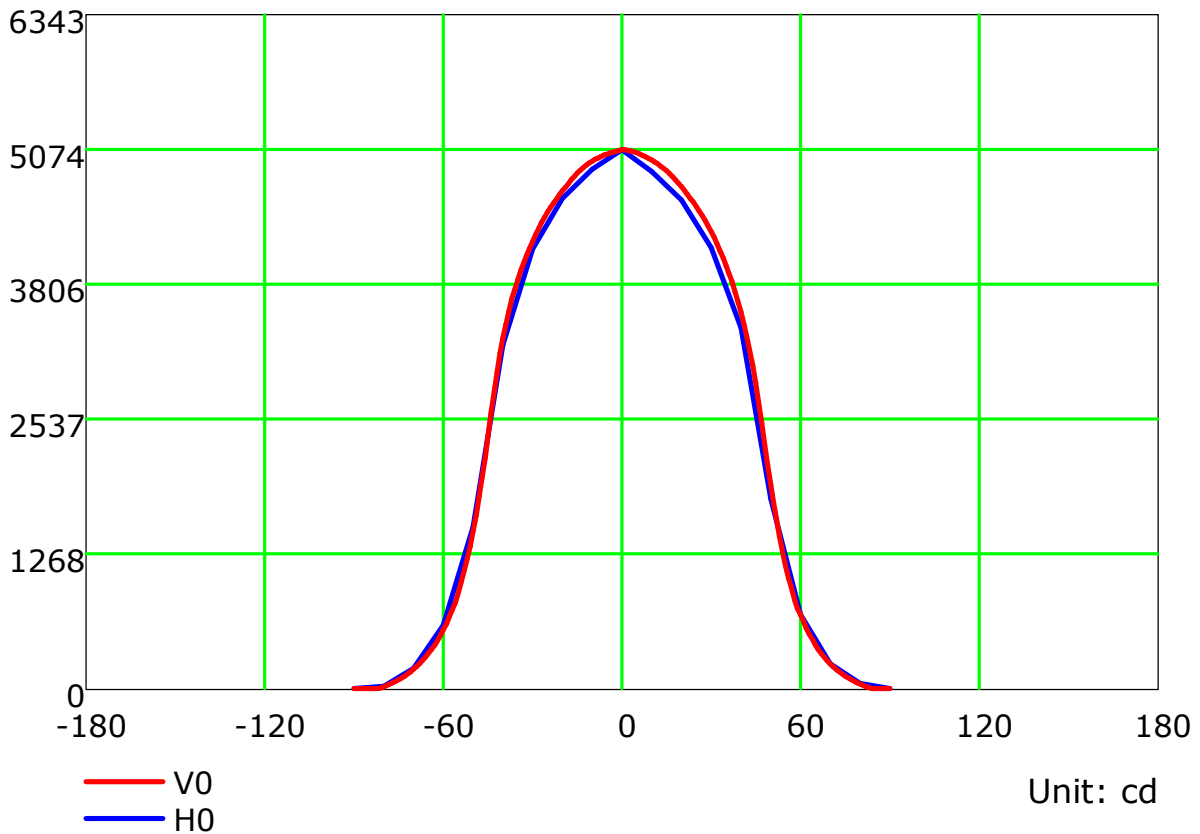
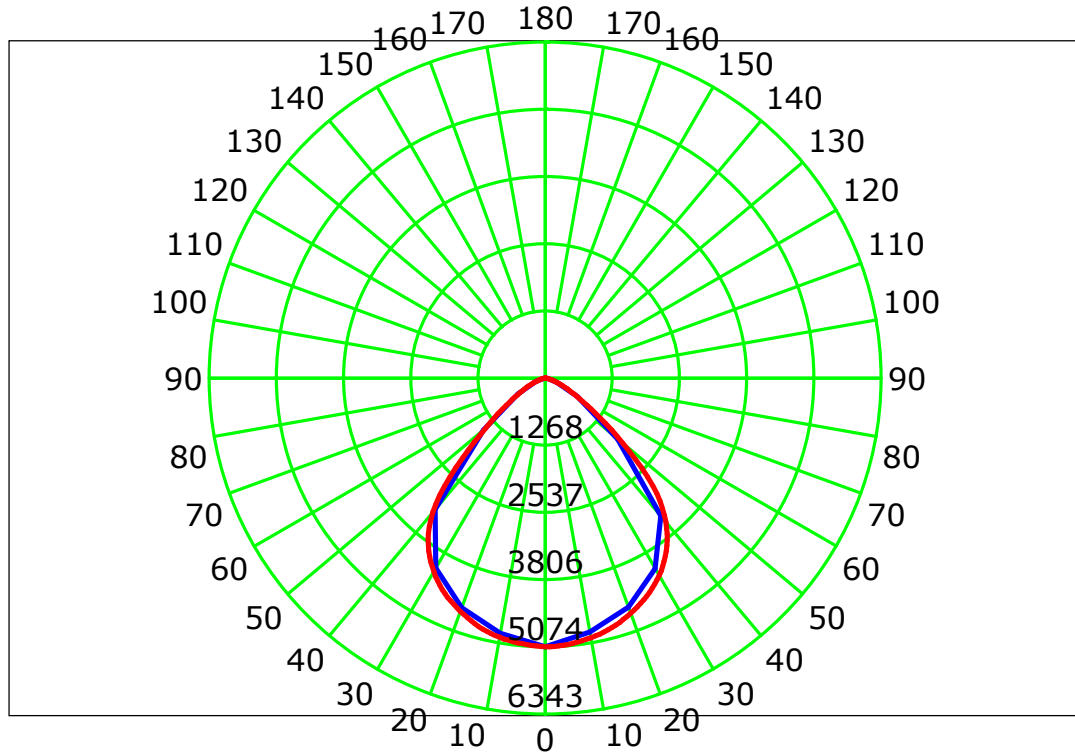
Luminous Intensity Distribution Curve



B Plane (°):-90.0-90.0: 10.0
Test Lab:
Test Type: TYPE B
Temperature: 20.3 °C
Operator:

Beta Plane (°):-90.0-90.0:1.0
Test Device: GPM-3000
Distance: 16.528 m [K=1.0000]
Humidity:
Inspector:

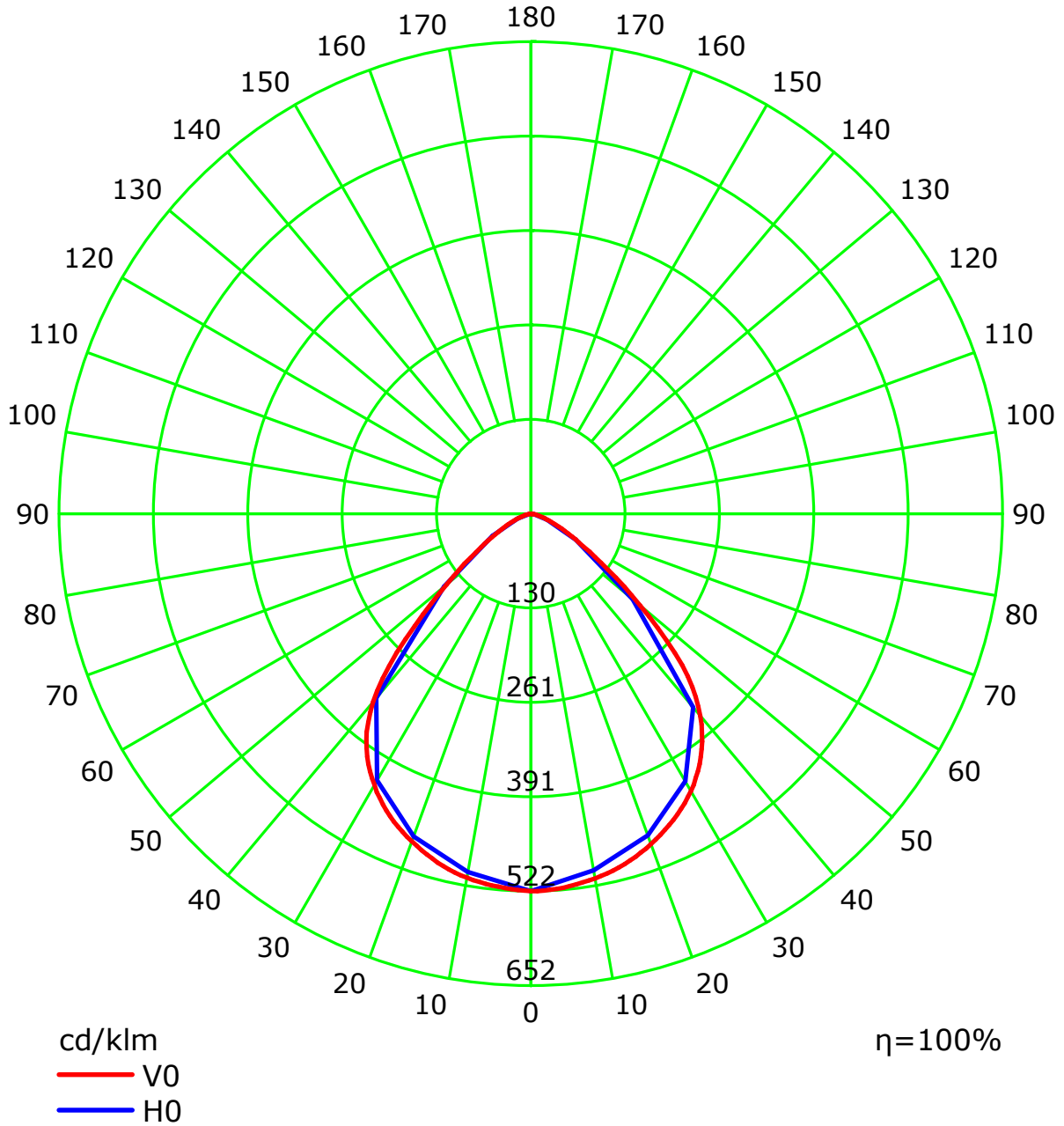
Luminous Intensity Distribution Curve



B Plane (°):-90.0-90.0: 10.0
Test Lab:
Test Type: TYPE B
Temperature: 20.3 °C
Operator:

Beta Plane (°):-90.0-90.0:1.0
Test Device: GPM-3000
Distance: 16.528 m [K=1.0000]
Humidity:
Inspector:

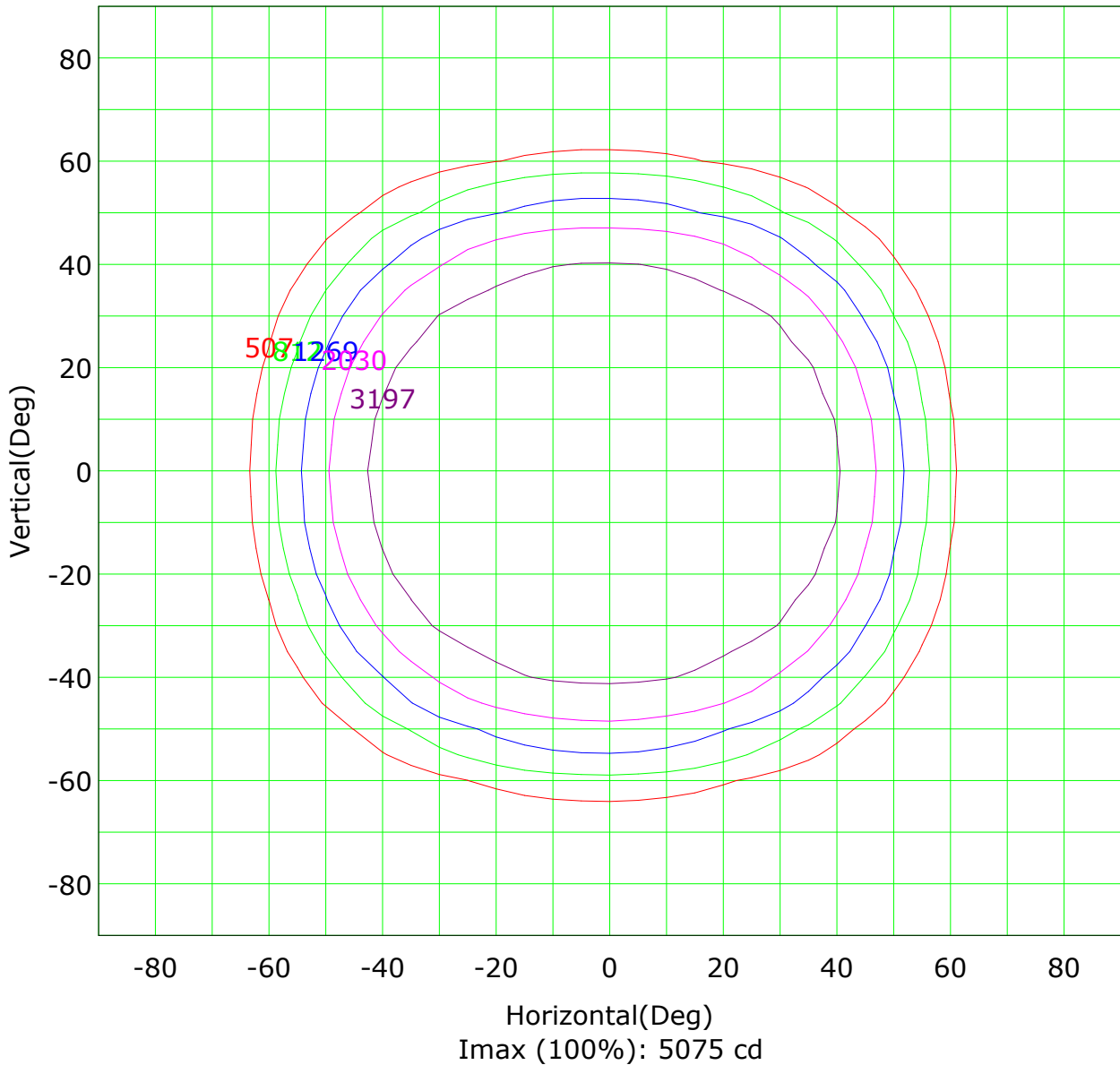
Luminous Intensity Distribution Curve(cd/klm)



B Plane (°):-90.0-90.0: 10.0
Test Lab:
Test Type: TYPE B
Temperature: 20.3 °C
Operator:

Beta Plane (°):-90.0-90.0:1.0
Test Device: GPM-3000
Distance: 16.528 m [K=1.0000]
Humidity:
Inspector:

Isocandela (rectangle)

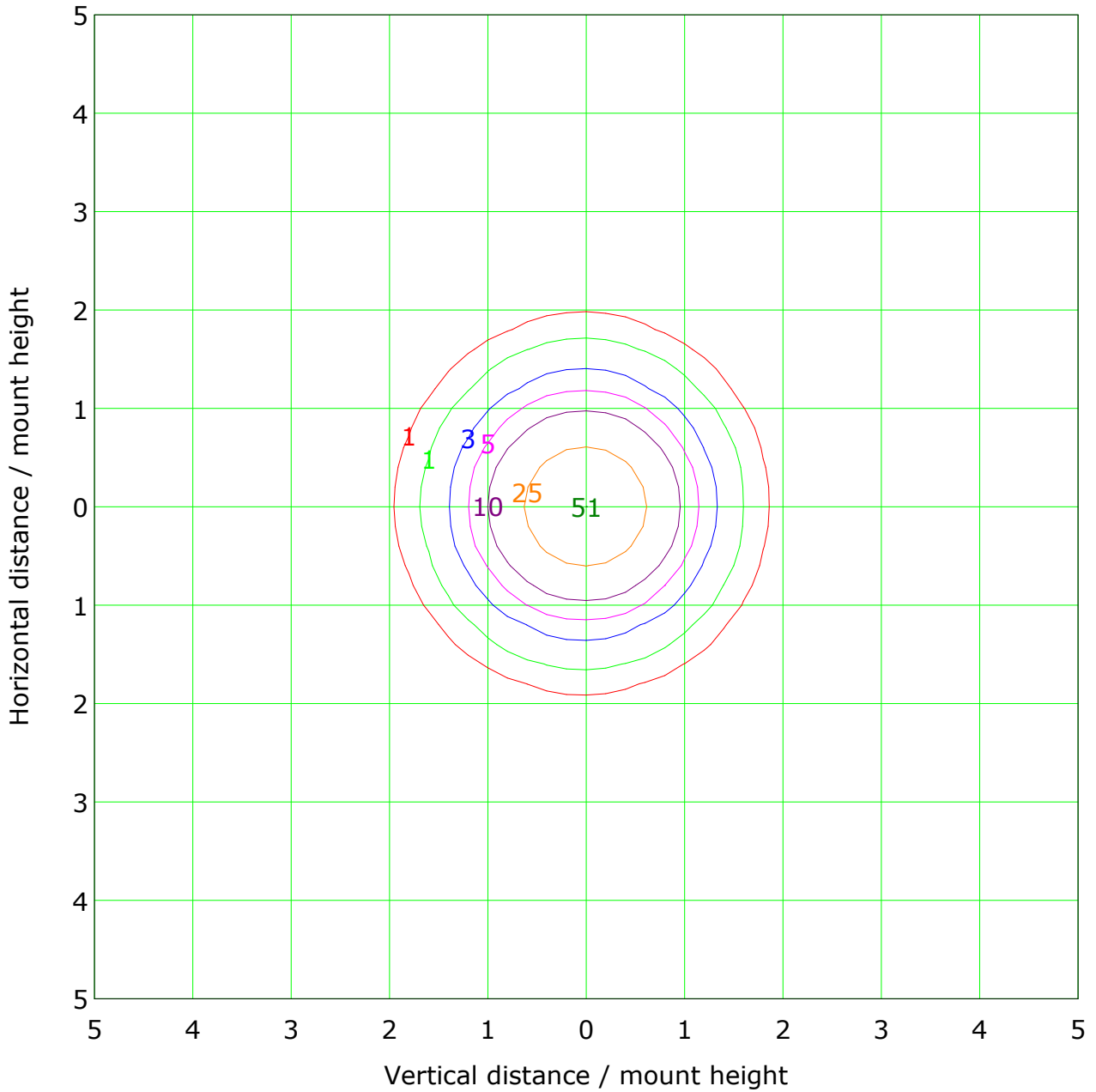


— (10%): 507 cd	— (16%): 812 cd
— (25%): 1269 cd	— (40%): 2030 cd
— (63%): 3197 cd	— (100%): 5075 cd

B Plane (°):-90.0-90.0: 10.0
Test Lab:
Test Type: TYPE B
Temperature: 20.3 'C
Operator:

Beta Plane (°):-90.0-90.0:1.0
Test Device: GPM-3000
Distance: 16.528 m [K=1.0000]
Humidity:
Inspector:

IsoLux Plot

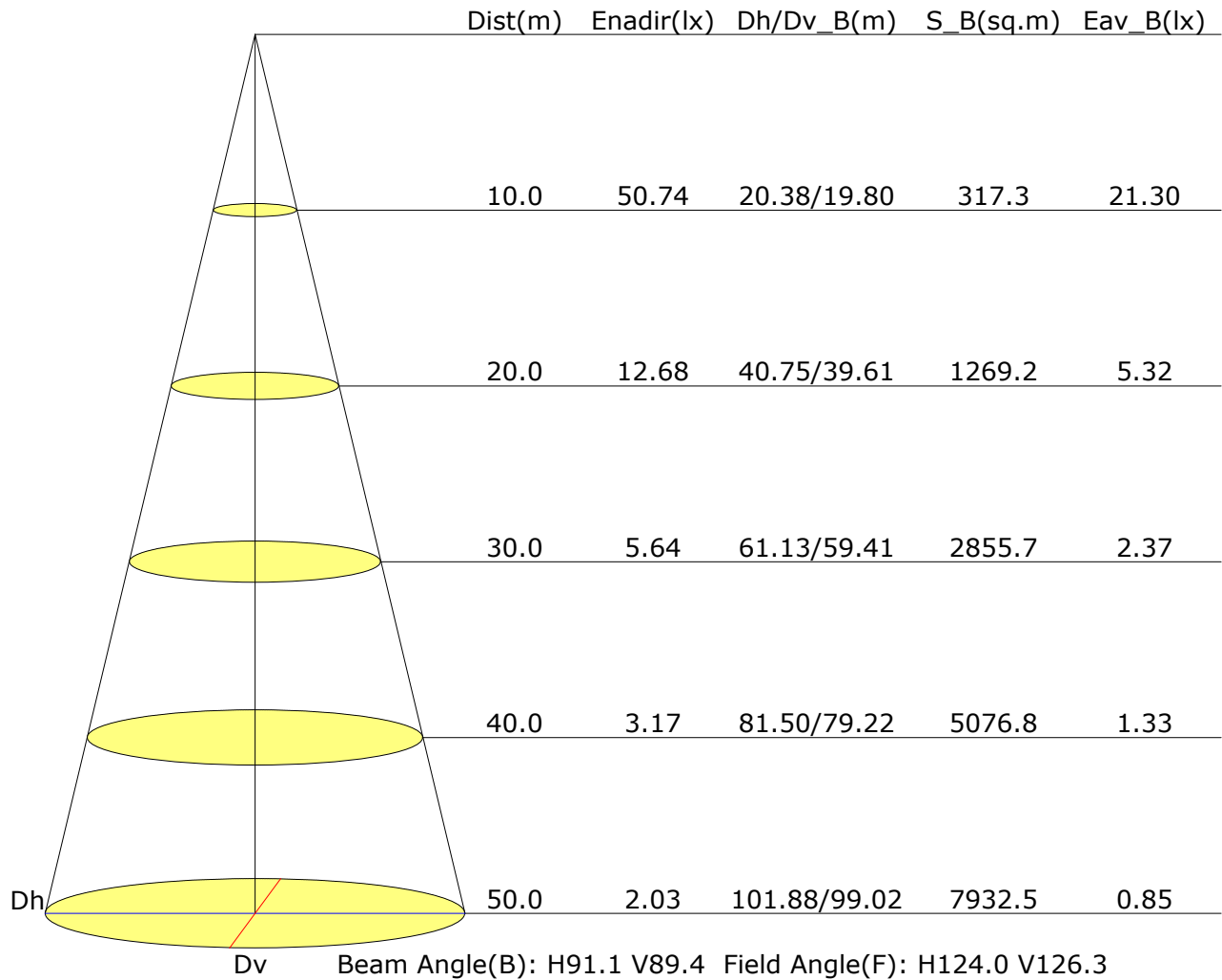


Mounting Height: 10.0m		Max Lux(100%): 50.7 lx	
<ul style="list-style-type: none"> <li style="margin-bottom: 5px;">— (1%): 0.5 lx <li style="margin-bottom: 5px;">— (5%): 2.5 lx <li style="margin-bottom: 5px;">— (20%): 10.1 lx <li style="margin-bottom: 5px;">— (100%): 50.7 lx 	<ul style="list-style-type: none"> <li style="margin-bottom: 5px;">— (2%): 1.0 lx <li style="margin-bottom: 5px;">— (10%): 5.1 lx <li style="margin-bottom: 5px;">— (50%): 25.4 lx 		

B Plane (°):-90.0-90.0: 10.0
 Test Lab:
 Test Type: TYPE B
 Temperature: 20.3 °C
 Operator:

Beta Plane (°):-90.0-90.0:1.0
 Test Device: GPM-3000
 Distance: 16.528 m [K=1.0000]
 Humidity:
 Inspector:

Illuminance at a Distance



B Plane (°):-90.0-90.0: 10.0
Test Lab:
Test Type: TYPE B
Temperature: 20.3 'C
Operator:

Beta Plane (°):-90.0-90.0:1.0
Test Device: GPM-3000
Distance: 16.528 m [K=1.0000]
Humidity:
Inspector:

Area Flux Table

		Vertical plane																				
		-90	-80	-70	-60	-50	-40	-30	-20	-10	0	10	20	30	40	50	60	70	80	90		
Flux(E)	Flux(T)	0.0	0.0	0.0	0.0	0.0	0.0	0.0	0.0	0.0	0.0	0.0	0.0	0.0	0.0	0.0	0.0	0.0	0.0	0.0	90	0.0
-90	0.0	0.0	0.0	0.0	0.0	0.0	0.0	0.0	0.0	0.0	0.0	0.0	0.0	0.0	0.0	0.0	0.0	0.0	0.0	0.0	9720	9324
-80	0.0	0.0	0.0	0.0	0.3	0.8	1.4	2.2	2.8	3.2	3.3	3.0	2.4	1.7	1.0	0.5	0.1	0.0	0.0	0.0	4.5	0.0
-70	0.0	0.0	0.4	1.4	3.0	5.2	7.7	10.2	11.7	11.9	10.6	8.4	5.8	3.5	1.7	0.6	0.1	0.0	0.0	0.0	29.2	0.0
-60	0.0	0.1	1.0	3.1	6.8	12.4	19.6	26.6	31.4	32.0	28.1	21.3	13.8	7.7	3.6	1.3	0.2	0.0	0.0	0.0	236.5204.0	23.4
-50	0.0	0.3	1.8	5.4	12.8	25.6	44.0	61.4	70.9	71.7	63.9	48.0	29.2	14.8	6.4	2.2	0.4	0.0	0.0	0.0	94.8	23.4
-40	0.0	0.4	2.6	8.4	21.6	47.3	77.9	100.1	110.7	111.1	102.0	82.0	53.3	25.6	10.0	3.2	0.6	0.0	0.0	0.0	757.1743.1	976.3965.3
-30	0.0	0.6	3.4	11.7	32.9	71.3	103.8	123.0	132.0	132.2	123.9	106.0	76.9	39.4	14.1	4.2	0.8	0.0	0.0	0.0	1109.4099.7	976.3965.3
-20	0.0	0.7	4.1	14.6	43.8	87.2	116.3	134.7	143.7	143.8	135.4	117.9	91.1	51.9	18.1	5.1	1.0	0.0	0.0	0.0	1177.2169.0	1109.4099.7
-10	0.0	0.8	4.5	16.4	50.3	93.9	122.0	140.6	150.2	150.4	141.3	123.5	97.4	59.1	20.8	5.6	1.1	0.0	0.0	0.0	1178.2169.5	1177.2169.0
0	0.0	0.8	4.5	16.4	50.3	93.9	122.0	140.5	149.9	150.1	141.2	123.5	97.5	59.4	20.9	5.6	1.1	0.0	0.0	0.0	1178.2169.5	1177.2169.0
10	0.0	0.7	4.2	14.9	44.8	87.9	116.5	134.5	143.2	143.4	135.1	118.1	91.9	52.9	18.4	5.1	1.0	0.0	0.0	0.0	1112.6103.1	1112.6103.1
20	0.0	0.6	3.5	12.1	34.3	73.3	104.9	123.4	132.1	132.3	124.3	107.1	78.9	40.8	14.5	4.3	0.8	0.0	0.0	0.0	987.3976.5	987.3976.5
30	0.0	0.5	2.7	8.8	22.9	50.2	81.4	103.2	113.3	113.8	105.0	85.5	56.1	26.9	10.4	3.3	0.7	0.0	0.0	0.0	784.7771.3	784.7771.3
40	0.0	0.3	1.9	5.8	13.7	28.0	48.1	66.6	76.9	77.8	69.1	52.1	31.5	15.7	6.7	2.3	0.5	0.0	0.0	0.0	497.1478.3	497.1478.3
50	0.0	0.1	1.1	3.3	7.4	13.8	21.9	30.5	36.5	37.1	32.1	23.6	15.2	8.4	3.9	1.4	0.3	0.0	0.0	0.0	236.5204.0	236.5204.0
60	0.0	0.0	0.4	1.6	3.4	6.0	8.9	11.8	13.7	13.9	12.3	9.5	6.5	3.9	1.9	0.7	0.1	0.0	0.0	0.0	94.8	23.4
70	0.0	0.0	0.1	0.4	1.0	1.9	2.8	3.6	4.2	4.2	3.8	3.0	2.1	1.3	0.6	0.2	0.0	0.0	0.0	0.0	29.2	0.0
80	0.0	0.0	0.0	0.0	0.1	0.2	0.4	0.6	0.7	0.7	0.7	0.5	0.3	0.1	0.0	0.0	0.0	0.0	0.0	0.0	4.5	0.0
90	0.0	5.9	36.2	124.6	350.3	699.7	1000.6	1214.6	1324.7	1330.3	1232.1	1032.7	749.5	412.7	152.6	45.1	8.6	0.2	0.0	0.0	9720	9324

B Plane (°):-90.0-90.0: 10.0
 Test Lab:
 Test Type: TYPE B
 Temperature: 20.3 °C
 Operator:

Beta Plane (°):-90.0-90.0:1.0
 Test Device: GPM-3000
 Distance: 16.528 m [K=1.0000]
 Humidity:
 Inspector:

UGR Table

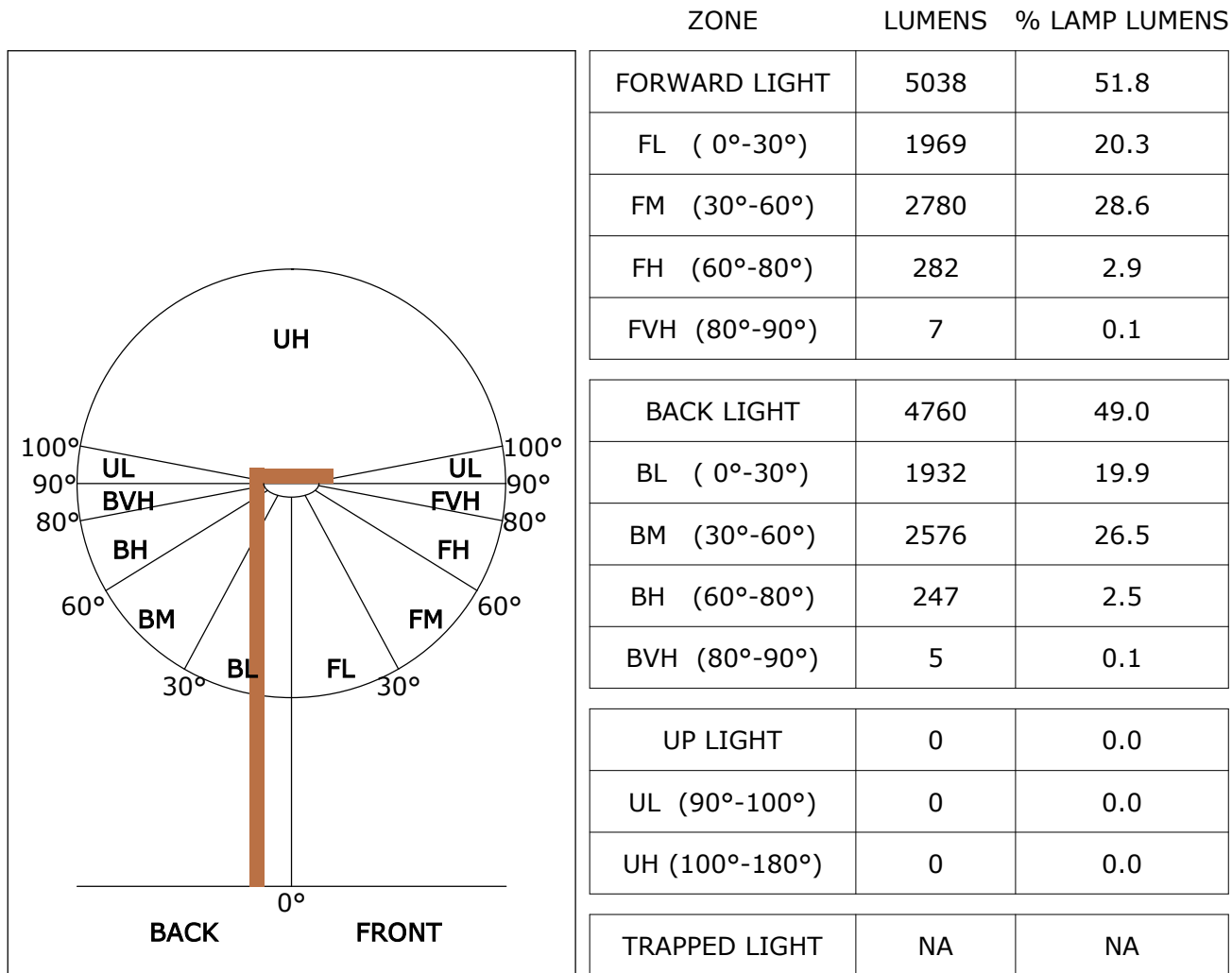
Reflectance:										
Ceiling (cavity)	0.7	0.7	0.5	0.5	0.3	0.7	0.7	0.5	0.5	0.3
Wall	0.5	0.3	0.5	0.3	0.3	0.5	0.3	0.5	0.3	0.3
Reference plane	0.2	0.2	0.2	0.2	0.2	0.2	0.2	0.2	0.2	0.2
Room dimensions	Viewed crosswise					Viewed endwise				
X=2H Y=2H	-1.\$	-1.\$	-1.\$	-1.\$	-1.\$	-1.\$	-1.\$	-1.\$	-1.\$	-1.\$
3H	-1.\$	-1.\$	-1.\$	-1.\$	-1.\$	-1.\$	-1.\$	-1.\$	-1.\$	-1.\$
4H	-1.\$	-1.\$	-1.\$	-1.\$	-1.\$	-1.\$	-1.\$	-1.\$	-1.\$	-1.\$
6H	-1.\$	-1.\$	-1.\$	-1.\$	-1.\$	-1.\$	-1.\$	-1.\$	-1.\$	-1.\$
8H	-1.\$	-1.\$	-1.\$	-1.\$	-1.\$	-1.\$	-1.\$	-1.\$	-1.\$	-1.\$
12H	-1.\$	-1.\$	-1.\$	-1.\$	-1.\$	-1.\$	-1.\$	-1.\$	-1.\$	-1.\$
X=4H Y=2H	-1.\$	-1.\$	-1.\$	-1.\$	-1.\$	-1.\$	-1.\$	-1.\$	-1.\$	-1.\$
3H	-1.\$	-1.\$	-1.\$	-1.\$	-1.\$	-1.\$	-1.\$	-1.\$	-1.\$	-1.\$
4H	-1.\$	-1.\$	-1.\$	-1.\$	-1.\$	-1.\$	-1.\$	-1.\$	-1.\$	-1.\$
6H	-1.\$	-1.\$	-1.\$	-1.\$	-1.\$	-1.\$	-1.\$	-1.\$	-1.\$	-1.\$
8H	-1.\$	-1.\$	-1.\$	-1.\$	-1.\$	-1.\$	-1.\$	-1.\$	-1.\$	-1.\$
12H	-1.\$	-1.\$	-1.\$	-1.\$	-1.\$	-1.\$	-1.\$	-1.\$	-1.\$	-1.\$
X=8H Y=4H	-1.\$	-1.\$	-1.\$	-1.\$	-1.\$	-1.\$	-1.\$	-1.\$	-1.\$	-1.\$
6H	-1.\$	-1.\$	-1.\$	-1.\$	-1.\$	-1.\$	-1.\$	-1.\$	-1.\$	-1.\$
8H	-1.\$	-1.\$	-1.\$	-1.\$	-1.\$	-1.\$	-1.\$	-1.\$	-1.\$	-1.\$
12H	-1.\$	-1.\$	-1.\$	-1.\$	-1.\$	-1.\$	-1.\$	-1.\$	-1.\$	-1.\$
X=12H Y=4H	-1.\$	-1.\$	-1.\$	-1.\$	-1.\$	-1.\$	-1.\$	-1.\$	-1.\$	-1.\$
6H	-1.\$	-1.\$	-1.\$	-1.\$	-1.\$	-1.\$	-1.\$	-1.\$	-1.\$	-1.\$
8H	-1.\$	-1.\$	-1.\$	-1.\$	-1.\$	-1.\$	-1.\$	-1.\$	-1.\$	-1.\$
Variations with the observer position at spacings:										
S=1.0H										-1.\$/-1.\$
S=1.5H										-1.\$/-1.\$
S=2.0H										-1.\$/-1.\$

Calculate in accordance with CIE Pub.117. The table is revised with 9720lm ($8\log(F/F_0) = 7.9$).

B Plane (°):-90.0-90.0: 10.0
Test Lab:
Test Type: TYPE B
Temperature: 20.3 °C
Operator:

Beta Plane (°):-90.0-90.0:1.0
Test Device: GPM-3000
Distance: 16.528 m [K=1.0000]
Humidity:
Inspector:

FLUX DISTRIBUTION TABLE BASED ON THE IESNA LUMINAIRE CLASSIFICATION SYSTEM



BUG(Backlight,Uplight,Glare) Rating Base On TM-15-07	
Asymmetrical Luminaire Types (Type I,II,III,IV)	B3 U1 G1
Quadrilateral Symmetrical Luminaire Types (Type V,Area Light)	B3 U1 G0

B Plane (°):-90.0-90.0: 10.0
Test Lab:
Test Type: TYPE B
Temperature: 20.3 'C
Operator:

Beta Plane (°):-90.0-90.0:1.0
Test Device: GPM-3000
Distance: 16.528 m [K=1.0000]
Humidity:
Inspector: