

Date	2023-10-16	No.		Version	A/1
Dept	R&D	Name	一体路灯长剑系列	Page	1 / 7

# Product Specification

**Product Name : Integrated Solar Street Light**

**Product Item : ZQ-CJTJ02-\* \* \* \***



Zhongshan Zhongqian Intelligent Electrical Technology Co.,Ltd

Add: Building 10, Baode Industrial park, No.268 DongFu 3rd road, Dongfeng Town, Zhongshan city, Guangdong Province ( Post: 528425)

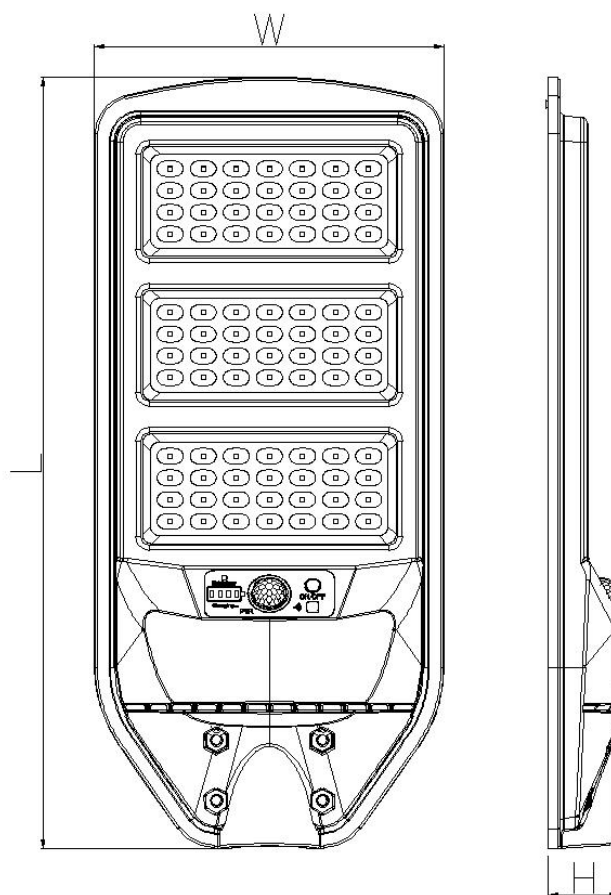
TEL: 0760-22776393

Fax:0760-22776393-643

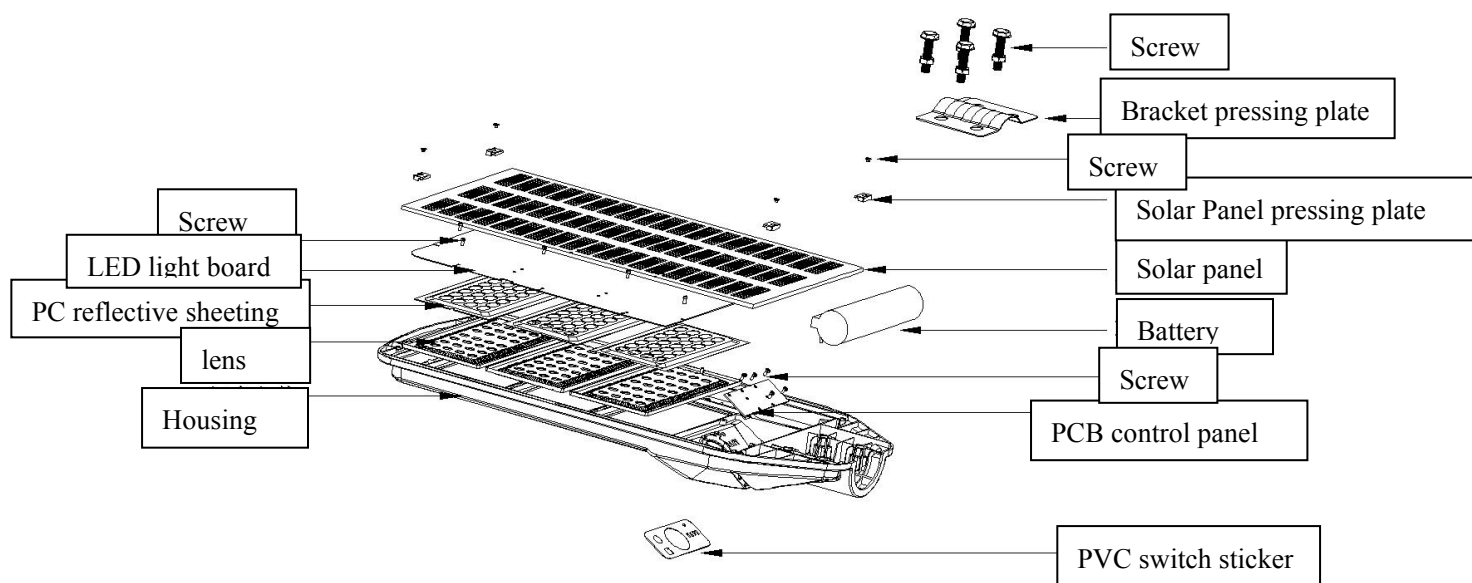
Website : <https://zhongqianzled.1688.com>

Date	2023-10-16	No.		Version	A/1
Dept	R&D	Name	一体路灯长剑系列	Page	2 / 7

## Product structure drawing



## Product explosion diagram



Zhongshan Zhongqian Intelligent Electrical Technology Co.,Ltd

Add: Building 10, Baode Industrial park, No.268 DongFu 3rd road, Dongfeng Town, Zhongshan city, Guangdong Province ( Post: 528425)

TEL: 0760-22776393

Fax:0760-22776393-643

Website : <https://zhongqianzled.1688.com>

Date	2023-10-16	No.		Version	A/1
Dept	R&D	Name	一体路灯长剑系列	Page	3 / 7

## Product Model

Item	Parameter								
	ZQ-CJTJ 02-040W -1	ZQ-CJTJ 02-040W -2	ZQ-CJTJ 02-080W -2	ZQ-CJTJ 02-080W -3	ZQ-CJTJ 02-120W -3	ZQ-CJTJ 02-120W -4	ZQ-CJTJ 02-150W -4	ZQ-CJTJ 02-150W -5	ZQ-CJTJ 02-180W -5
LiFePO4 Battery	3.2V 4AH	3.2V 4AH	3.2V 8AH	3.2V 8AH	3.2V 12AH	3.2V 12AH	3.2V 15AH	3.2V 15AH	3.2V 18AH
Lumen(max) LM	600LM	600LM	1200LM	1300LM	1800LM	1900LM	2250LM	2350LM	2700LM
Solar panel power	6W	8W		12W		15W		20W	
LEDs	SMD5054 -28PCS	SMD5054-56PCS		SMD5054-84PCS		SMD5054-112PCS		SMD5054-140PCS	
Lamp body Size(W*L*H )mm	219*216 *45mm	413*231*47mm		511*231*47mm		622*251*47mm		722*251*47mm	
Solar Panel Size(W*L*H )mm	210*200 *4mm	299*211*4mm		397*211*4mm		508*231*4mm		608*231*4mm	
Sensor Mode	PIR Sensor (Human Sensor) annotate and comment on 1								
Installation height	3-6m								
Maximum Sensing Distance	12m@ Environment temperature 25℃								
Sensing angle	120°								
Working time	12-14H								
Lighting Control	Charge during the day (>10lux) & light off, discharge at night (<5-10lux) & light on								
Charging Time	Normal illumination 4-6hours (>40000lux)								
Number of Charging Cycles	>1200 times								
Material and Color	ABS, Black								
IP rating	IP65								
Temperature and Humidity	Temperature: charge above 5℃, discharge above -10℃ Working humidity: 95% RH								

Zhongshan Zhongqian Intelligent Electrical Technology Co.,Ltd

Add: Building 10, Baode Industrial park, No.268 DongFu 3rd road, Dongfeng Town, Zhongshan city, Guangdong Province (Post: 528425)

TEL: 0760-22776393

Fax:0760-22776393-643

Website : <https://zhongqianzled.1688.com>

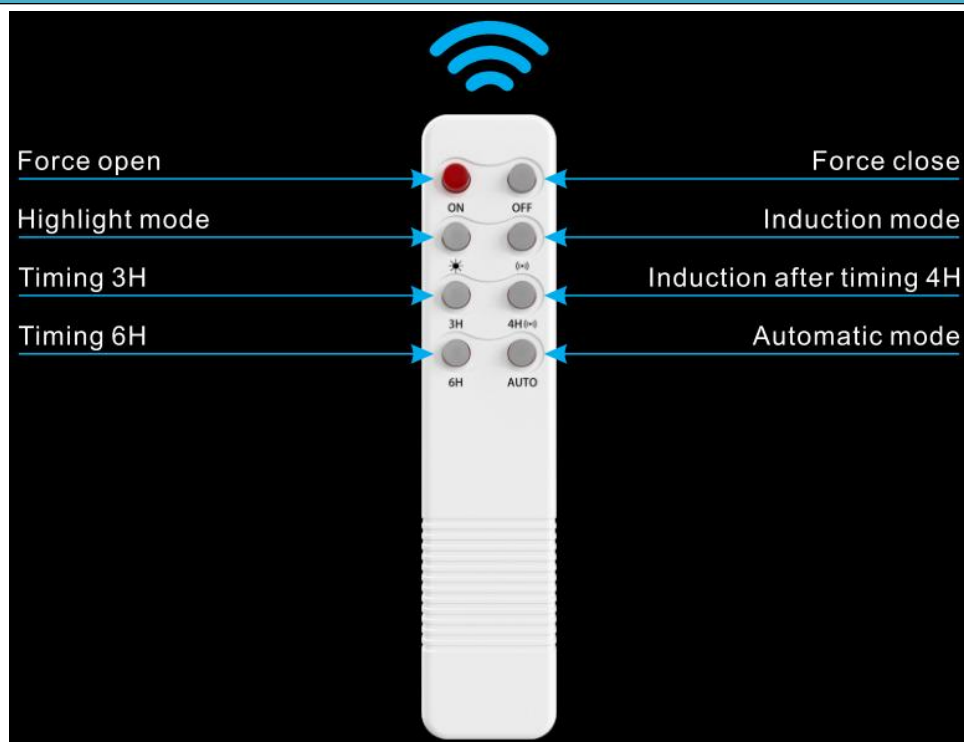
Note 1: Precautions for use of human body sensor

1 ) 、 The best working environment for human infrared sensing is 25 °C, the sensing sensitivity and sensing distance is the best; when the difference between the human body temperature and the ambient temperature is very small, the sensitivity of human infrared sensing lamps will be reduced, the sensing distance becomes shorter, which is a normal phenomenon.

2 ) 、 Human infrared sensing cannot be blocked by something, and being blocked will cause the sensing to fail.

3 ) 、 Infrared detects body temperature, not speed or movement.

## Product function



Key	Function	Validity	Valid conditions	Detailed description
【ON】	On	Single/without memory	Day and night	100% brightness and slowly decrease brightness, about 12-14 hours to light off.
	Permanent power off cancellation	Single/without memory	Day and night	When the light is off, press [ON] to cancel the permanent power off.
【OFF】	Off	Single/without memory	Day and night	Light off
	Permanent power off	Every day /with memory	Day and night	Keep press OFF key for 3seconds, the lamp will be OFF and still can be charged, but can not

Zhongshan Zhongqian Intelligent Electrical Technology Co.,Ltd

Add: Building 10, Baode Industrial park, No.268 DongFu 3rd road, Dongfeng Town, Zhongshan city, Guangdong Province ( Post: 528425)

TEL: 0760-22776393

Fax:0760-22776393-643

Website : <https://zhongqianzled.1688.com>

Date	2023-10-16	No.		Version	A/1
Dept	R&D	Name	一体路灯长剑系列	Page	5 / 7

				light ON unless press the "ON" key.
☀	High light	Single/without memory	Day and night	Press the key when the light is on, 165% brightness and not slowly decrease brightness. About 3 hours to light off.
•))	PIR Induction mode	Single/with memory	Night	PIR sensor mode, 5% brightness with nobody within sensing range, when someone pass by with 200% brightness.
【3H】	Time control 3 hours	Every day /with memory	Night	115% brightness and not slowly decrease brightness, about 3 hours to light off.
4H+•))	Timing control for 4 hours, then enter to PIR Induction mode	Every day /with memory	Night	100% brightness and slowly decrease brightness. The lamp will enter to PIR induction mode after 4 hours, keep 5% brightness and nobody within sensing range. When someone pass by with 100% brightness.
【6H】	Time control 6 hours	Every day /with memory	Night	100% brightness and slowly decrease brightness, about 6 hours to light off.
【AUTO】	Time control 12 hours	Every day /with memory	Night	100% brightness and slowly decrease brightness, about 12-14 hours to light off.

Note: 1. Human body induction delay: the control board has 20S, 30S optional, 20S is the default time;

2. Indicator light:

1) The red light is flashing, it is charging, the long light indicates that the current battery is fully charged, and the non-lighting indicates that it is not charging;

2) Green light off means: the current mode is time control mode;

Green light long on means: the current mode is infrared sensing mode;

Green light flashing means: the current mode is 4H+ infrared sensing mode.

3. Instructions for use:

1) After taking out the lamp body, press and hold the 2S button to turn it on. At this time, the default mode is: infrared induction mode.

2) Assemble the lamps according to the installation instructions.

3) Use the remote control to set the required working mode.

4) Charge the lamp first when using it for the first time. If the charging time is not long enough to turn on the light at night, it may affect the lighting time and brightness. When the charging is sufficient next time, the work will return to normal.

5) Autumn, winter, continuous cloudy or rainy days, the charging effect will be weakened, and the lighting time may be shortened, which is a normal phenomenon.

Zhongshan Zhongqian Intelligent Electrical Technology Co.,Ltd

Add: Building 10, Baode Industrial park, No.268 DongFu 3rd road, Dongfeng Town, Zhongshan city, Guangdong Province (Post: 528425)

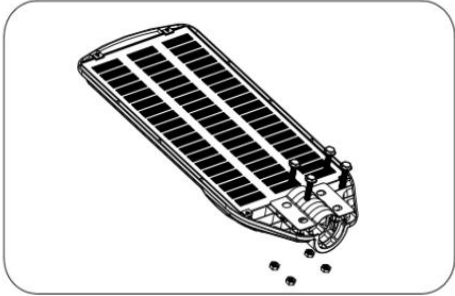
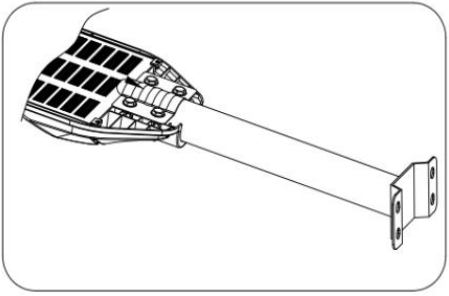
TEL: 0760-22776393

Fax:0760-22776393-643

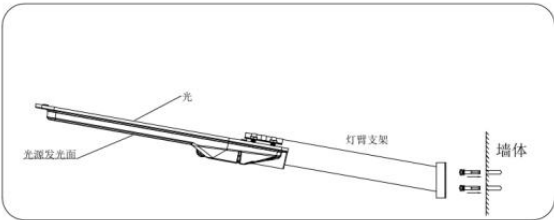
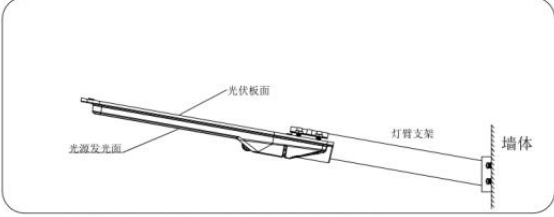
Website : <https://zhongqianzled.1688.com>

## Installation instructions

### 1、 Lamp Body Installation

	
<p>1、 Thread the fixing piece to the housing with a screw and nut.</p>	<p>2、 Bracket threaded onto housing (solar panel side up),screws and nuts hold the retaining tabs and brackets securely in place.</p>

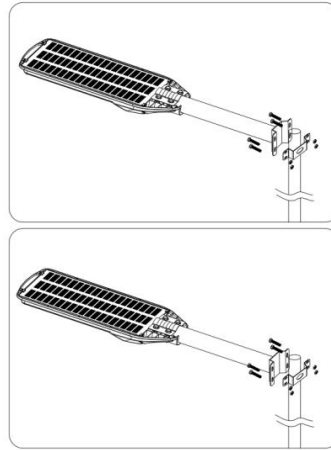
### 2、 Wall mounting

- 1、 Mark the mounting holes on the wall to be installed and drill the holes with an inflatable drill.
- 2、 Drive expansion screws into the wall.
- 3、 Align the mounting holes and secure the light to the wall.

### 3、 Pole mounting

Date	2023-10-16	No.		Version	A/1
Dept	R&D	Name	一体路灯长剑系列	Page	7 / 7



- 1、 Secure the bar with the bracket at the location where it needs to be mounted.
- 2、 Screw through the base and bracket and tighten the nut to complete the installation.

## Important Notice

- ★ Please keep the installation tools away from children.
- ★ Please do not throw the lamp away because it contains batteries which is recyclable.
- ★ The product is strictly prohibited to be placed on fire because it contains batteries and it might cause explosion.
- ★ Please do not connect to 110/220V alternating current to avoid damage to the lamp.
- ★ Please install on a flat and stable surface, and fix the photovoltaic panel and the lamp body to prevent from hurting people by wind or other reasons .
- ★ In order to keep the lighting effects, please clean up the dust or debris on the surface of the photovoltaic panel every 3-4 months.
- ★ In autumn, winter, continuous cloudy or rainy days, the charging effect will be weakened and the lighting time will be shortened, which is normal.
- ★ Avoid installing lamps near air conditioners, heating objects, or high-voltage power grid systems.

Zhongshan Zhongqian Intelligent Electrical Technology Co.,Ltd

Add: Building 10, Baode Industrial park, No.268 DongFu 3rd road, Dongfeng Town, Zhongshan city, Guangdong Province ( Post: 528425)

TEL: 0760-22776393

Fax:0760-22776393-643

Website : <https://zhongqianzled.1688.com>