

Report No.:

Test Time: 2025/3/27 星期四 11:28

## Luminaire Property

Luminaire Manufacturer:  
Luminaire Category:  
Lamp Catalog:  
Number of Lamps:  
Luminous Length (mm):  
Luminous Height (mm):  
Current: 0.4600 A  
Power Factor: 0.9928


Luminaire Description: PTG002A-100W  
Lamp Description:  
Lumens per Lamp:  
Luminous Width (mm):  
Voltage: 220.31 V  
Power: 100.61 W

## Photometric Results

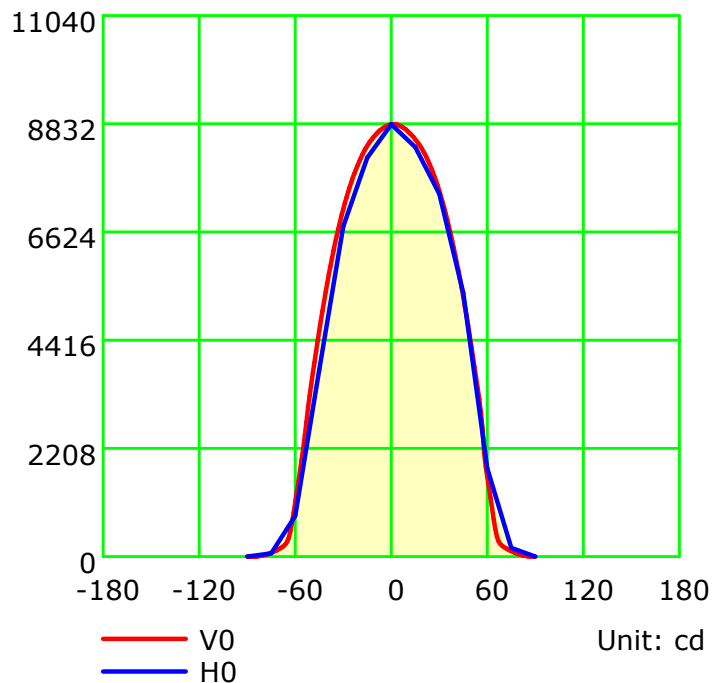
IES NEMA Type: 6H x 6V  
Measurement Flux: 17431.1 lm  
Field Lumens: 16903.7 lm  
Field Angle: H124.5, V128.2  
Luminous Efficacy (lm/w): 173.25  
Max. Intensity: 8832.77 cd

Total Rated Lamp Lumens: 17431.1 lm  
Efficiency: 100%  
Field Efficiency: 96.97%  
Beam Angle: H95.4, V91.0  
C0r0 Intensity: 8825.62 cd  
Pos of Max. Intensity: H1 V0

Picture Of Luminaire



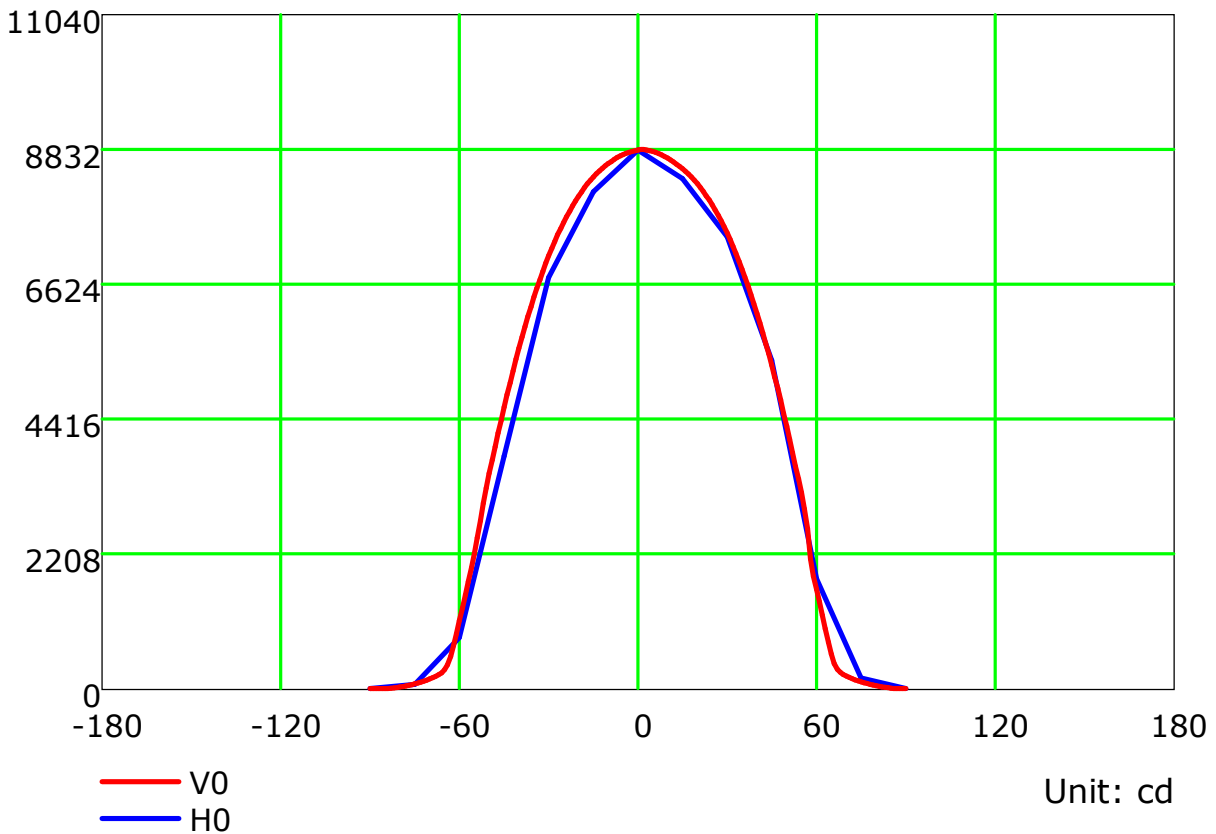
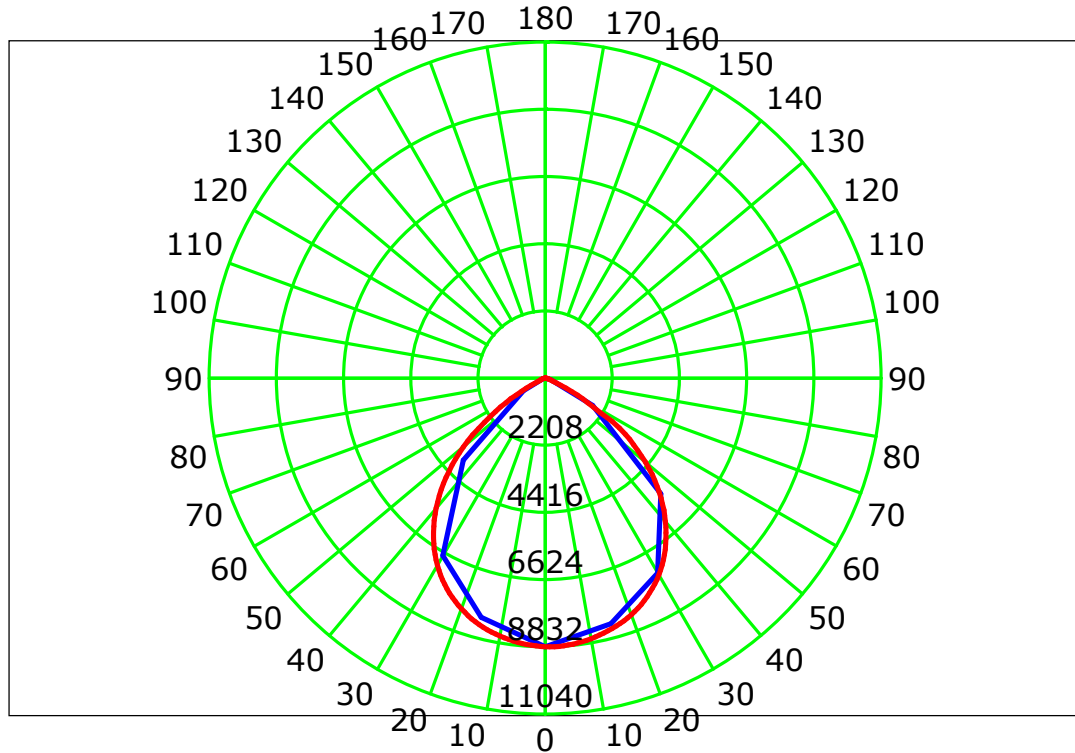
Luminous Intensity Distribution Curve



B Plane (°):-90.0-90.0: 15.0  
Test Lab:  
Test Type: TYPE B  
Temperature: 31.2 °C  
Operator:

Beta Plane (°):-90.0-90.0:1.0  
Test Device: GPM-3000  
Distance: 16.528 m [K=1.0000]  
Humidity:  
Inspector:

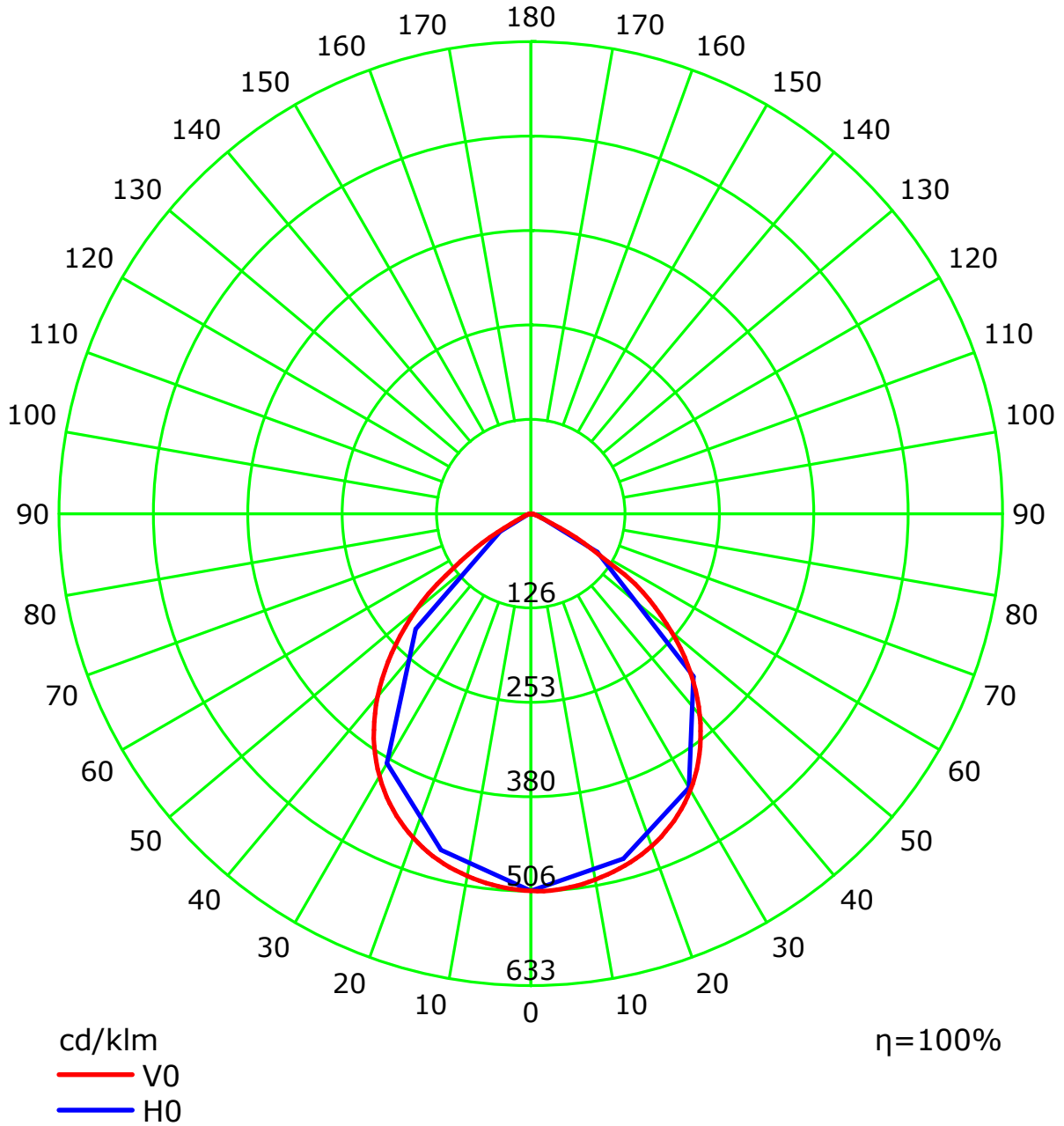
## Luminous Intensity Distribution Curve



B Plane (°):-90.0-90.0: 15.0  
Test Lab:  
Test Type: TYPE B  
Temperature: 31.2 °C  
Operator:

Beta Plane (°):-90.0-90.0:1.0  
Test Device: GPM-3000  
Distance: 16.528 m [K=1.0000]  
Humidity:  
Inspector:

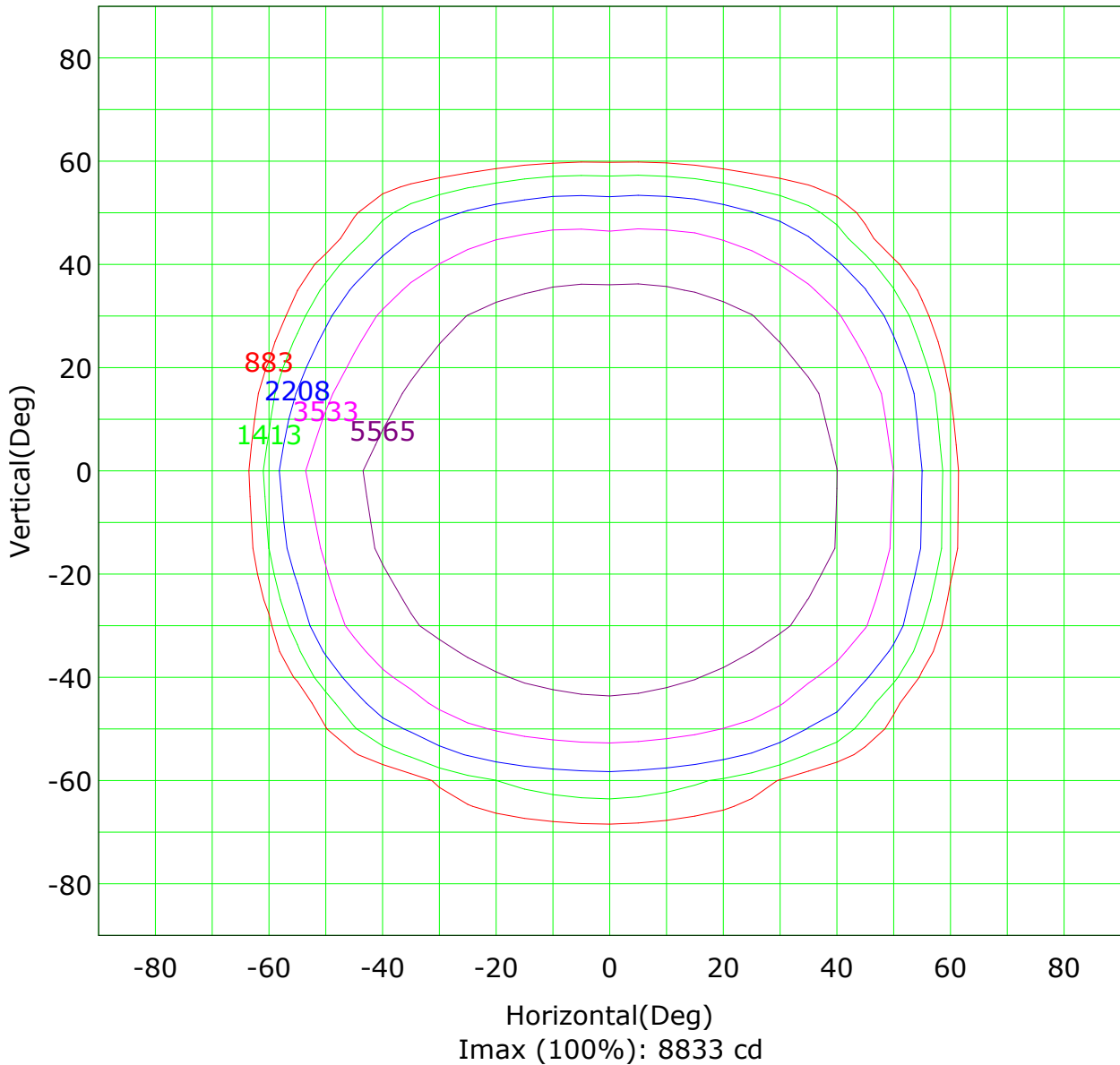
## Luminous Intensity Distribution Curve(cd/klm)



B Plane (°):-90.0-90.0: 15.0  
Test Lab:  
Test Type: TYPE B  
Temperature: 31.2 'C  
Operator:

Beta Plane (°):-90.0-90.0:1.0  
Test Device: GPM-3000  
Distance: 16.528 m [K=1.0000]  
Humidity:  
Inspector:

## Isocandela (rectangle)

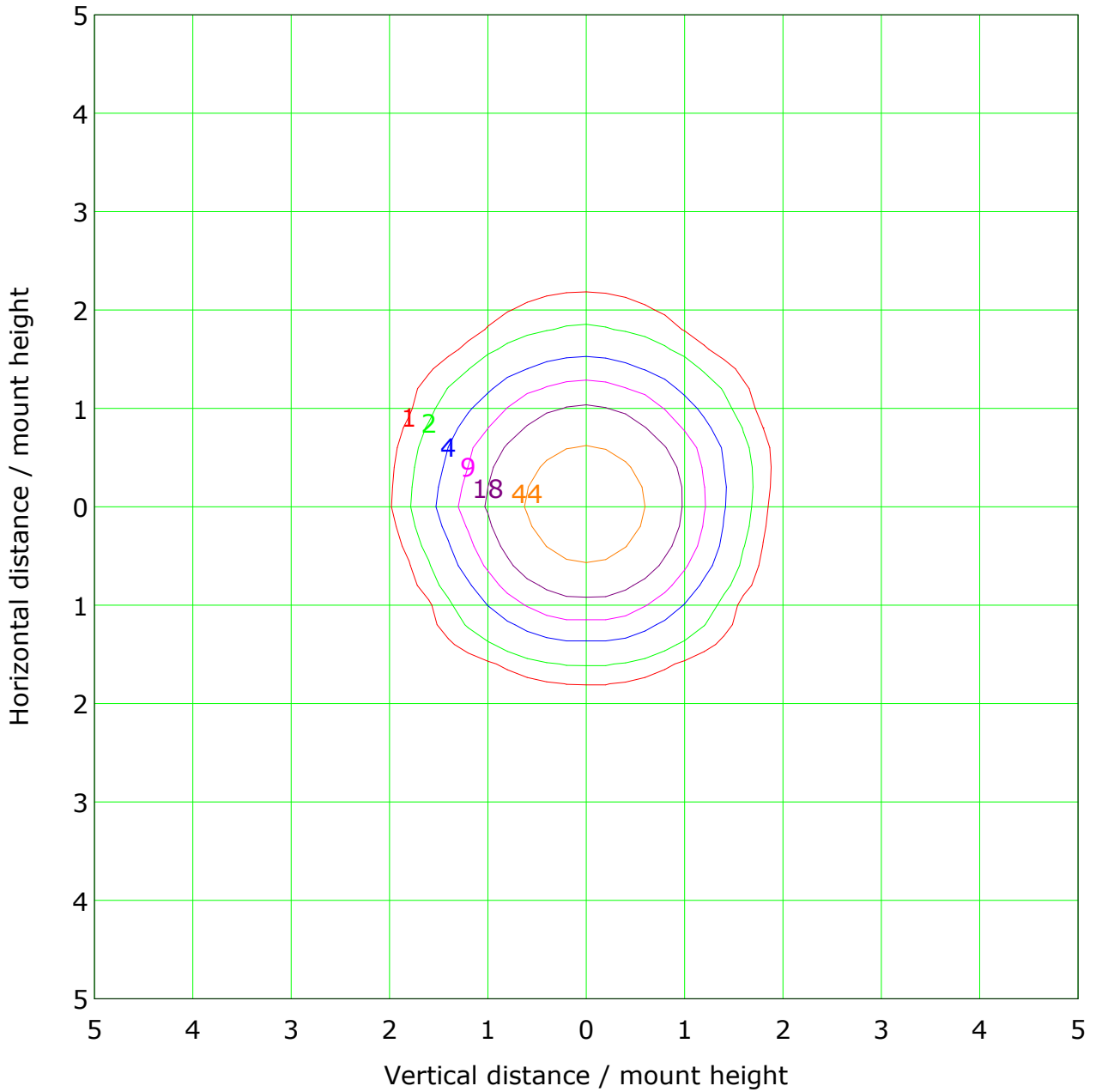


- |                   |                   |
|-------------------|-------------------|
| — ( 10%): 883 cd  | — ( 16%): 1413 cd |
| — ( 25%): 2208 cd | — ( 40%): 3533 cd |
| — ( 63%): 5565 cd | — (100%): 8833 cd |

B Plane (°):-90.0-90.0: 15.0  
Test Lab:  
Test Type: TYPE B  
Temperature: 31.2 'C  
Operator:

Beta Plane (°):-90.0-90.0:1.0  
Test Device: GPM-3000  
Distance: 16.528 m [K=1.0000]  
Humidity:  
Inspector:

## IsoLux Plot

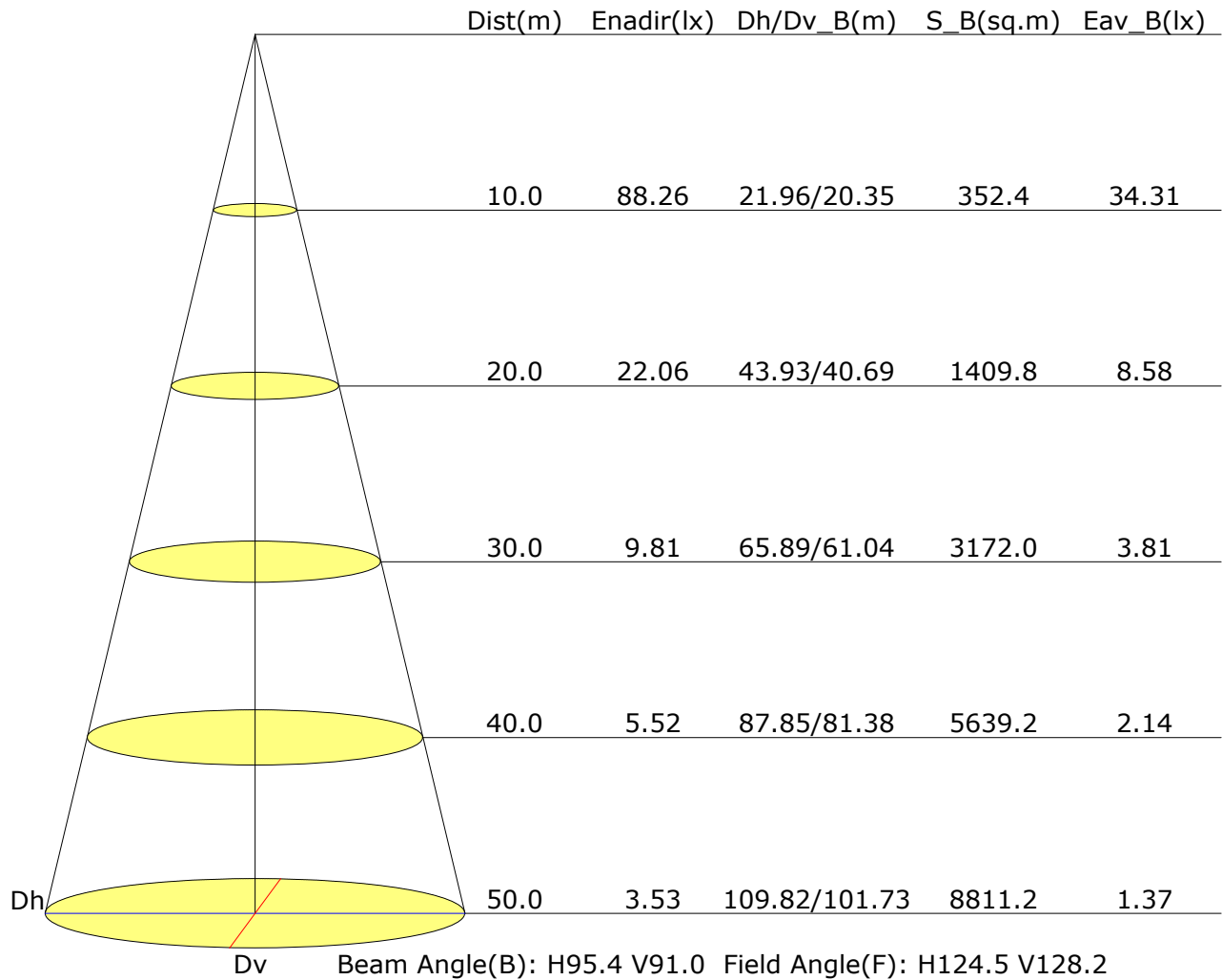


Mounting Height: 10.0m		Max Lux(100%): 88.3 lx	
<ul style="list-style-type: none"> <li><span style="color: red;">—</span> ( 1%): 0.9 lx</li> <li><span style="color: blue;">—</span> ( 5%): 4.4 lx</li> <li><span style="color: purple;">—</span> (20%): 17.7 lx</li> <li><span style="color: green;">—</span> (100%): 88.3 lx</li> </ul>	<ul style="list-style-type: none"> <li><span style="color: green;">—</span> ( 2%): 1.8 lx</li> <li><span style="color: purple;">—</span> (10%): 8.8 lx</li> <li><span style="color: orange;">—</span> (50%): 44.1 lx</li> </ul>		

B Plane (°):-90.0-90.0: 15.0  
 Test Lab:  
 Test Type: TYPE B  
 Temperature: 31.2 °C  
 Operator:

Beta Plane (°):-90.0-90.0:1.0  
 Test Device: GPM-3000  
 Distance: 16.528 m [K=1.0000]  
 Humidity:  
 Inspector:

## Illuminance at a Distance



B Plane (°):-90.0-90.0: 15.0  
Test Lab:  
Test Type: TYPE B  
Temperature: 31.2 °C  
Operator:

Beta Plane (°):-90.0-90.0:1.0  
Test Device: GPM-3000  
Distance: 16.528 m [K=1.0000]  
Humidity:  
Inspector:



## UGR Table

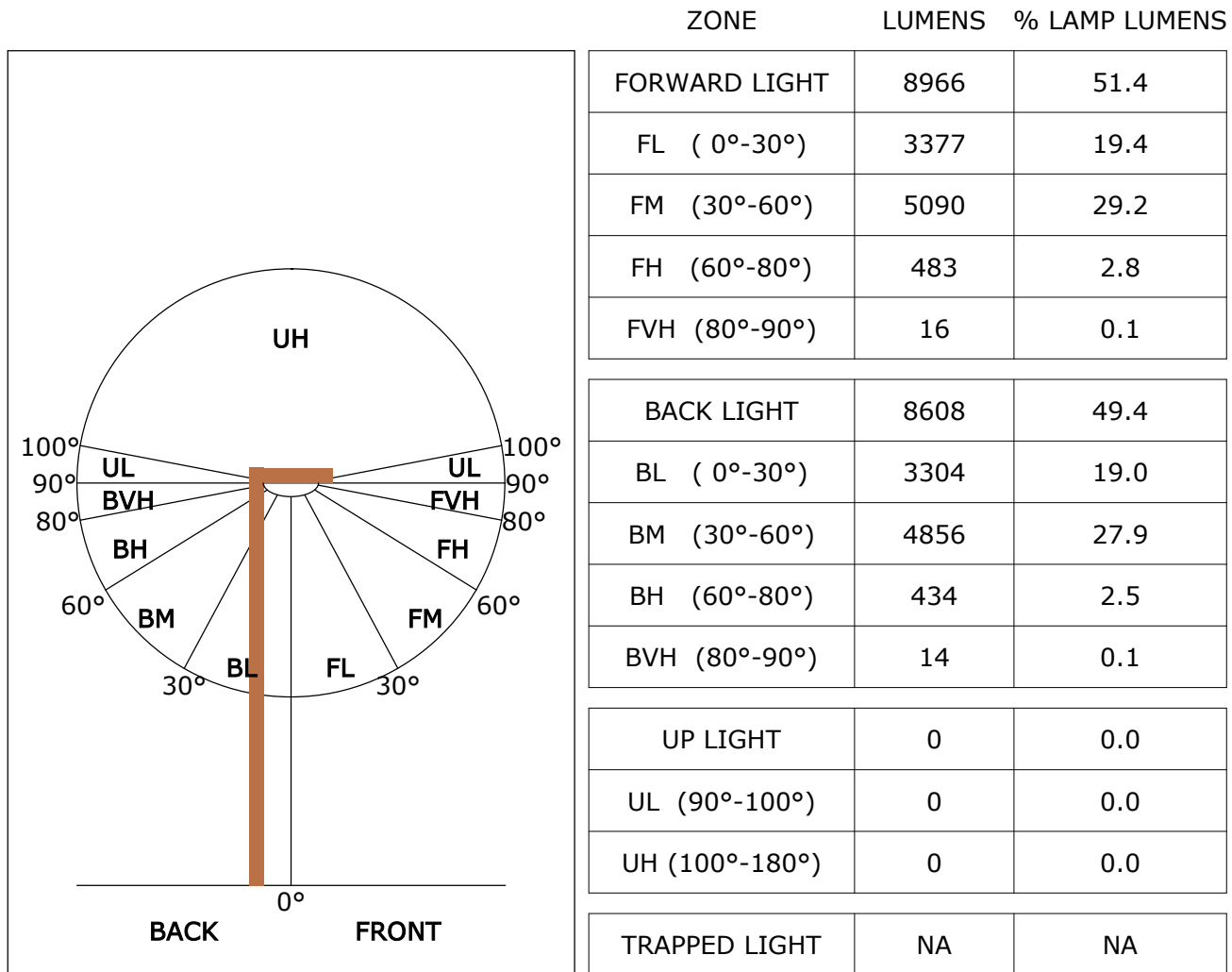
Reflectance:										
Ceiling (cavity)	0.7	0.7	0.5	0.5	0.3	0.7	0.7	0.5	0.5	0.3
Wall	0.5	0.3	0.5	0.3	0.3	0.5	0.3	0.5	0.3	0.3
Reference plane	0.2	0.2	0.2	0.2	0.2	0.2	0.2	0.2	0.2	0.2
Room dimensions	Viewed crosswise					Viewed endwise				
X=2H Y=2H	-1.\$	-1.\$	-1.\$	-1.\$	-1.\$	-1.\$	-1.\$	-1.\$	-1.\$	-1.\$
3H	-1.\$	-1.\$	-1.\$	-1.\$	-1.\$	-1.\$	-1.\$	-1.\$	-1.\$	-1.\$
4H	-1.\$	-1.\$	-1.\$	-1.\$	-1.\$	-1.\$	-1.\$	-1.\$	-1.\$	-1.\$
6H	-1.\$	-1.\$	-1.\$	-1.\$	-1.\$	-1.\$	-1.\$	-1.\$	-1.\$	-1.\$
8H	-1.\$	-1.\$	-1.\$	-1.\$	-1.\$	-1.\$	-1.\$	-1.\$	-1.\$	-1.\$
12H	-1.\$	-1.\$	-1.\$	-1.\$	-1.\$	-1.\$	-1.\$	-1.\$	-1.\$	-1.\$
X=4H Y=2H	-1.\$	-1.\$	-1.\$	-1.\$	-1.\$	-1.\$	-1.\$	-1.\$	-1.\$	-1.\$
3H	-1.\$	-1.\$	-1.\$	-1.\$	-1.\$	-1.\$	-1.\$	-1.\$	-1.\$	-1.\$
4H	-1.\$	-1.\$	-1.\$	-1.\$	-1.\$	-1.\$	-1.\$	-1.\$	-1.\$	-1.\$
6H	-1.\$	-1.\$	-1.\$	-1.\$	-1.\$	-1.\$	-1.\$	-1.\$	-1.\$	-1.\$
8H	-1.\$	-1.\$	-1.\$	-1.\$	-1.\$	-1.\$	-1.\$	-1.\$	-1.\$	-1.\$
12H	-1.\$	-1.\$	-1.\$	-1.\$	-1.\$	-1.\$	-1.\$	-1.\$	-1.\$	-1.\$
X=8H Y=4H	-1.\$	-1.\$	-1.\$	-1.\$	-1.\$	-1.\$	-1.\$	-1.\$	-1.\$	-1.\$
6H	-1.\$	-1.\$	-1.\$	-1.\$	-1.\$	-1.\$	-1.\$	-1.\$	-1.\$	-1.\$
8H	-1.\$	-1.\$	-1.\$	-1.\$	-1.\$	-1.\$	-1.\$	-1.\$	-1.\$	-1.\$
12H	-1.\$	-1.\$	-1.\$	-1.\$	-1.\$	-1.\$	-1.\$	-1.\$	-1.\$	-1.\$
X=12H Y=4H	-1.\$	-1.\$	-1.\$	-1.\$	-1.\$	-1.\$	-1.\$	-1.\$	-1.\$	-1.\$
6H	-1.\$	-1.\$	-1.\$	-1.\$	-1.\$	-1.\$	-1.\$	-1.\$	-1.\$	-1.\$
8H	-1.\$	-1.\$	-1.\$	-1.\$	-1.\$	-1.\$	-1.\$	-1.\$	-1.\$	-1.\$
Variations with the observer position at spacings:										
S=1.0H										-1.\$/-1.\$
S=1.5H										-1.\$/-1.\$
S=2.0H										-1.\$/-1.\$

Calculate in accordance with CIE Pub.117. The table is revised with 17431lm ( $8\log(F/F_0) = 9.9$ ).

B Plane (°):-90.0-90.0: 15.0  
Test Lab:  
Test Type: TYPE B  
Temperature: 31.2 °C  
Operator:

Beta Plane (°):-90.0-90.0:1.0  
Test Device: GPM-3000  
Distance: 16.528 m [K=1.0000]  
Humidity:  
Inspector:

**FLUX DISTRIBUTION TABLE BASED ON THE IESNA LUMINAIRE CLASSIFICATION SYSTEM**



BUG(Backlight,Uplight,Glare) Rating Base On TM-15-07	
Asymmetrical Luminaire Types (Type I,II,III,IV)	B4 U1 G1
Quadrilateral Symmetrical Luminaire Types (Type V,Area Light)	B4 U1 G1

B Plane (°):-90.0-90.0: 15.0  
Test Lab:  
Test Type: TYPE B  
Temperature: 31.2 'C  
Operator:

Beta Plane (°):-90.0-90.0:1.0  
Test Device: GPM-3000  
Distance: 16.528 m [K=1.0000]  
Humidity:  
Inspector: