


# ALL-IN-ONE SOLAR LED STREET LIGHT

CHUANG HUI-II-B Series



## OVERVIEW



## ELECTRICAL

### SOLAR PANEL CHARGING

With 23% high efficiency conversion rate,  
Which can also be charged in low light environment,  
Smart charging during the day smart lights at night.



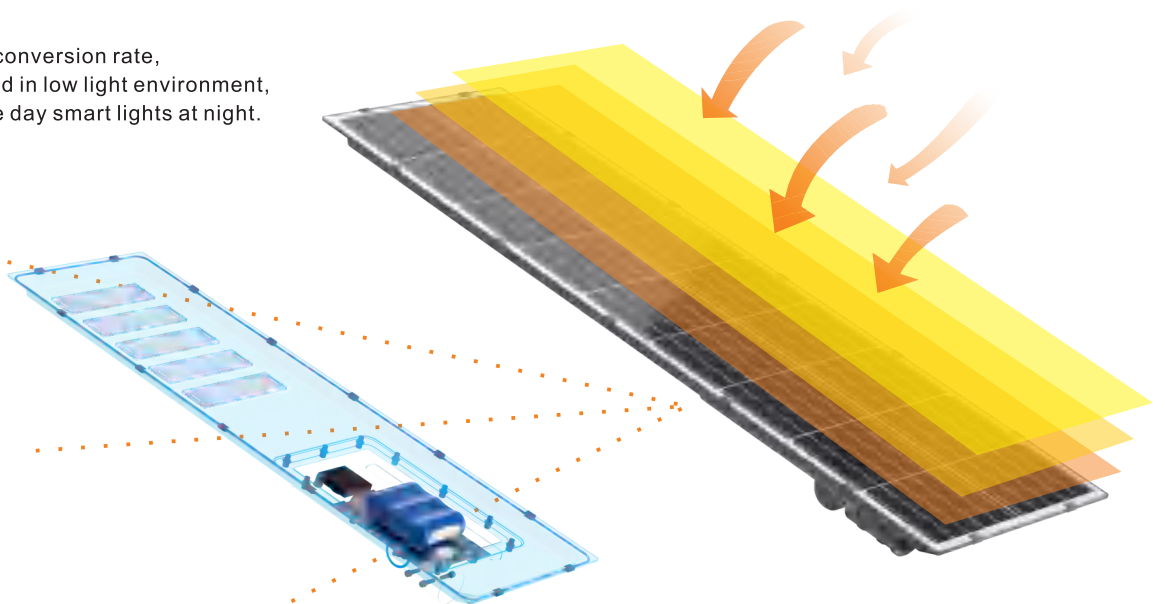
Switch Button



Optional Sensor



LITHIUM BATTERY



Solar energy



Long battery life


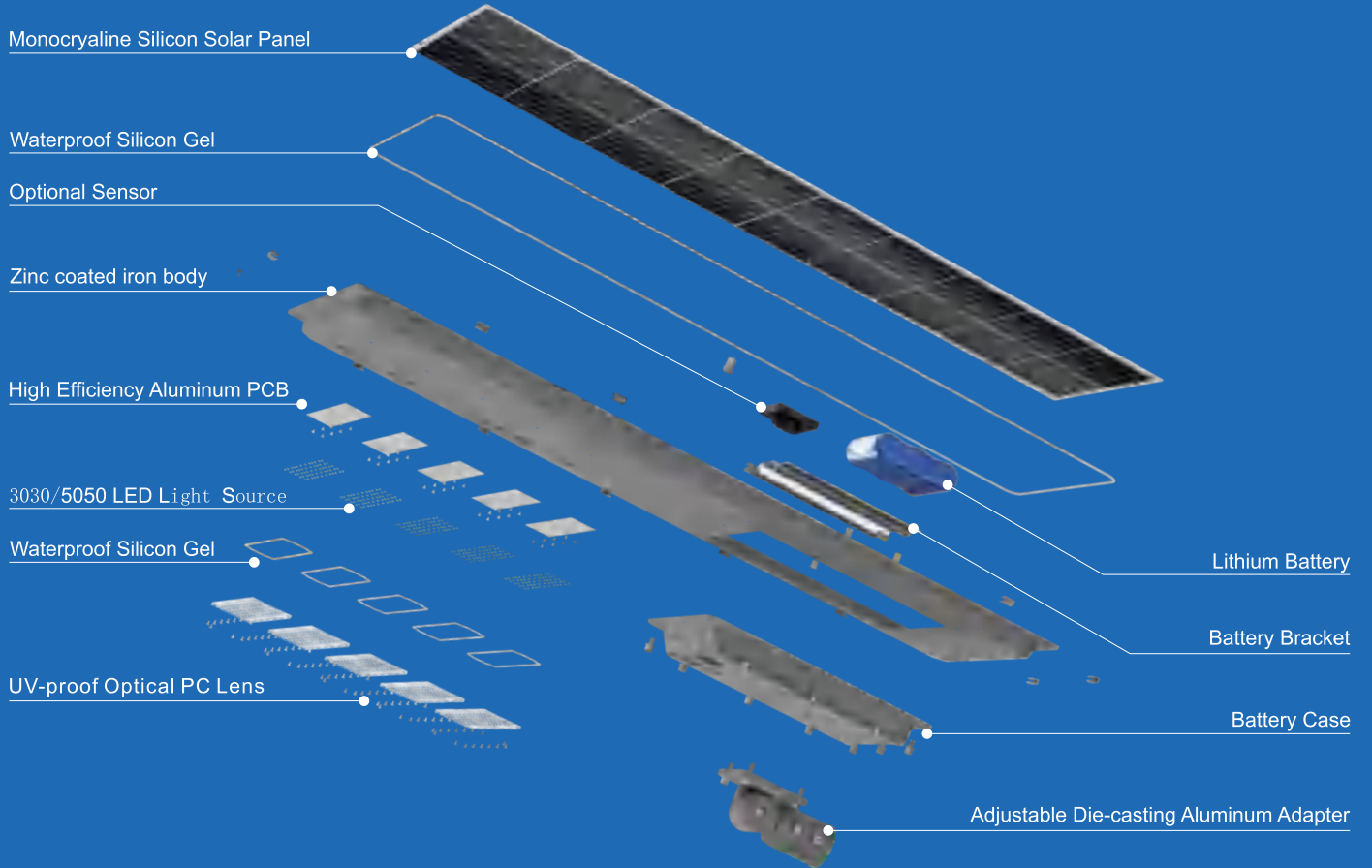


Intelligent control



Solar panel should be installed towards sunshine.  
And could NOT be covered by trees or buildings.

# EXPLODED



Adjustable /Non-adjustable Adapter.



## APPLICATIONS


Suitable for road lighting in urban areas such as urban streets and main traffic roads.



Streamline Shape  
Wind-proof Design

## OPTICS

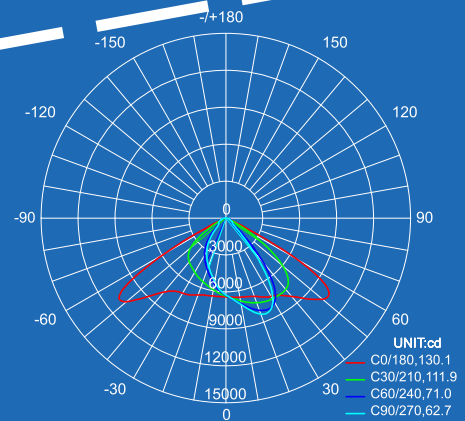
Tech. Support: Tell us the road length, width, height and the application scene.  
 We have an engineer team to respond the DIALUX simulations for lights quantity calculation and effects.  
 ies files are available upon request.




**Light control switch:** lights off at dawn, lights on at night

Time control mode: Set a fixed on/off time, for example, automatically turn on the street light at 18:00 every night and automatically turn off the street light at 6:00 the next morning.

Full brightness 100% when people come  
 /light brightness 10% when people leave



## INSTALLATION METHODS



Horizontal installation



Vertical installation

**ADJUSTABLE MODEL**



**ADJUSTABLE MODEL**



150W

200W


250W



150W

200W

250W



150W

200W

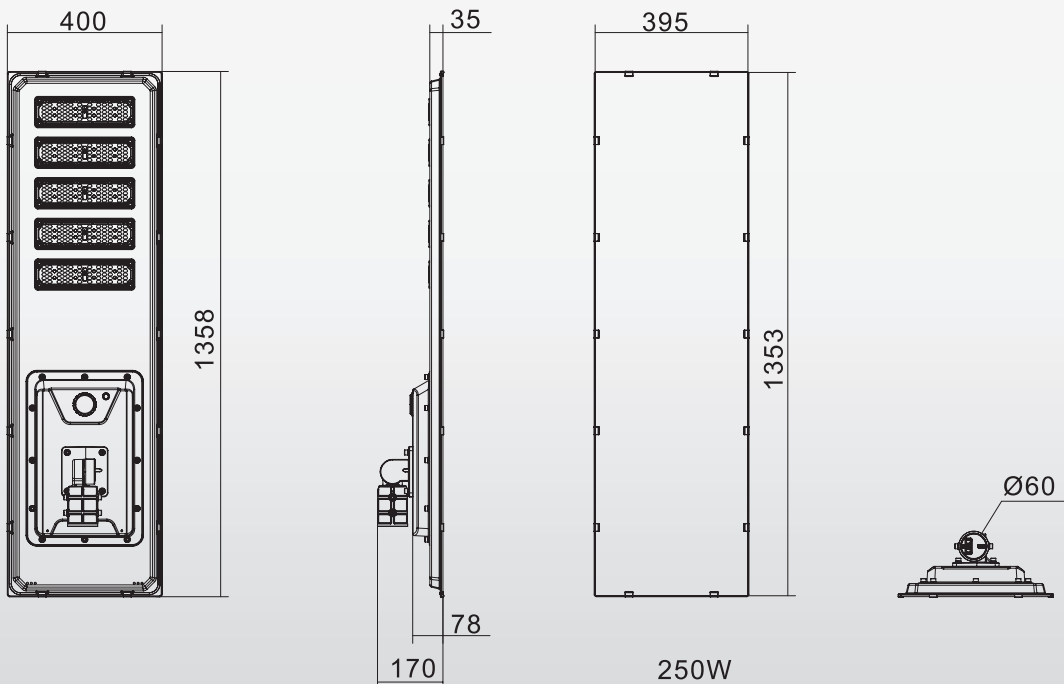
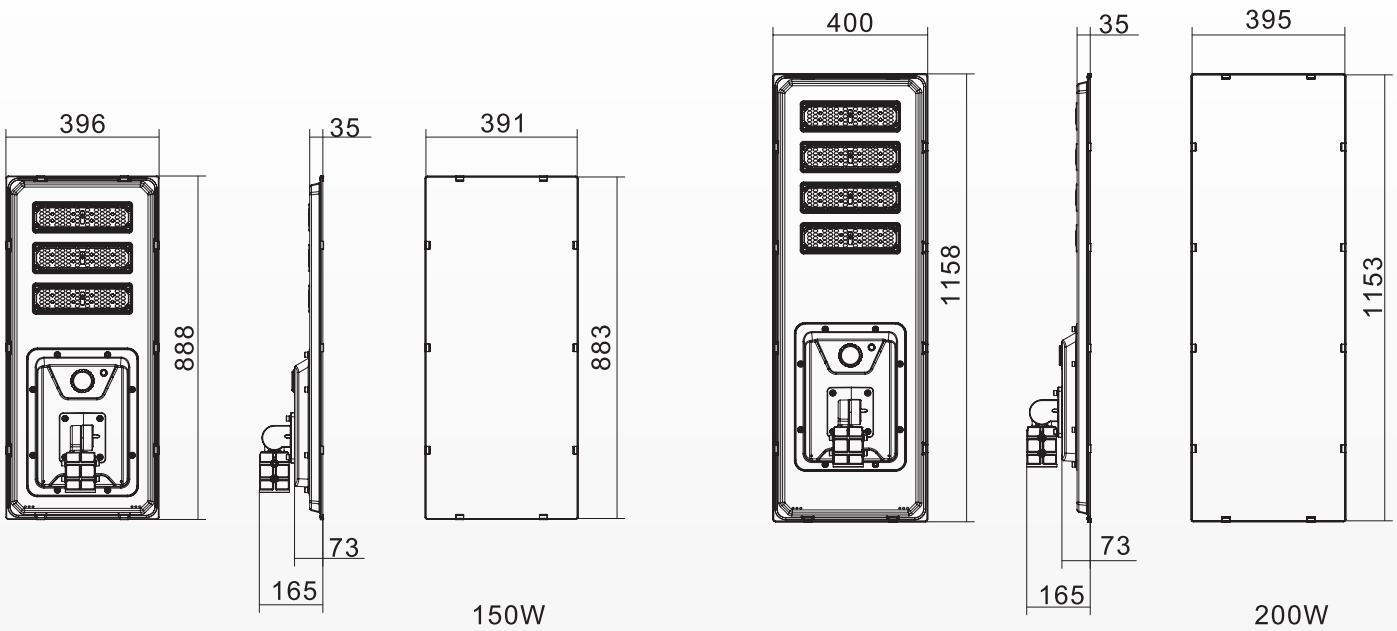
250W

## MAIN PARAMETERS-ADJUSTABLE MODEL

Power	Light Source(QTY)	Body Size	Pole Diameter
150W	3030:180/150PCS, 5050:150PCS	888*396*165mm	Ø60MM
200W	3030:240/200PCS, 5050:200PCS	1158*400*165mm	Ø60MM
250W	3030:300/250PCS, 5050:250PCS	1358*400*170mm	Ø60MM

## DIAGRAMS


Unit:mm



**NON-ADJUSTABLE MODEL**



**NON-ADJUSTABLE MODEL**

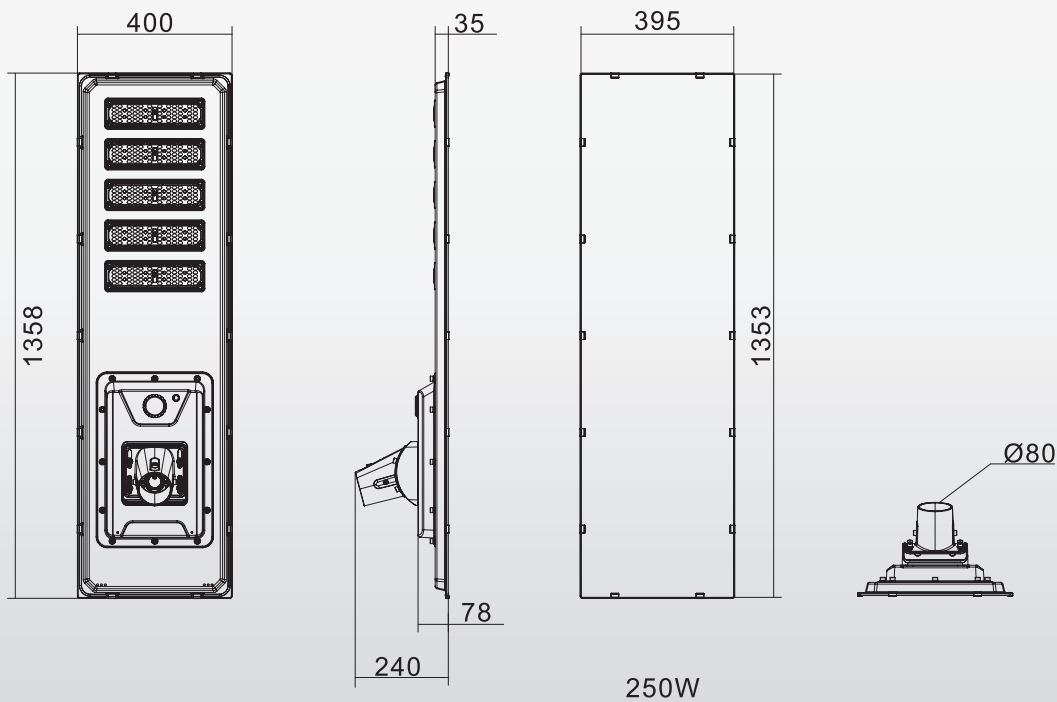
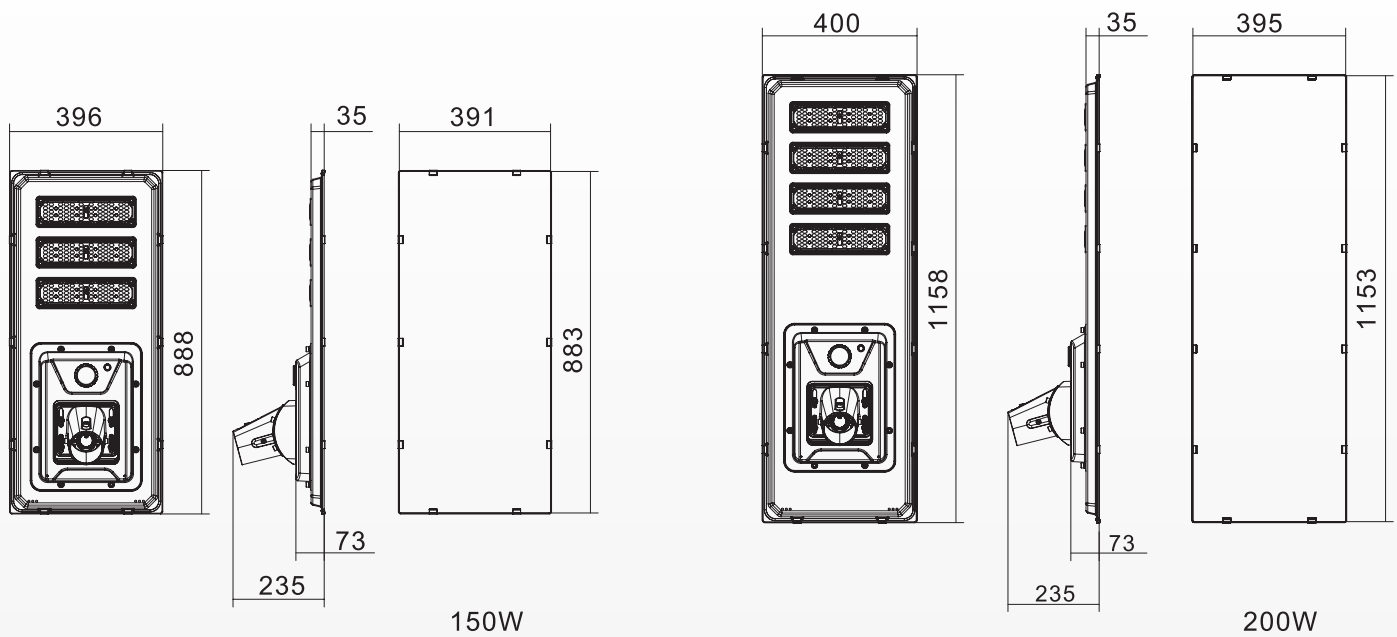


## MAIN PARAMETERS-NON ADJUSTABLE MODEL

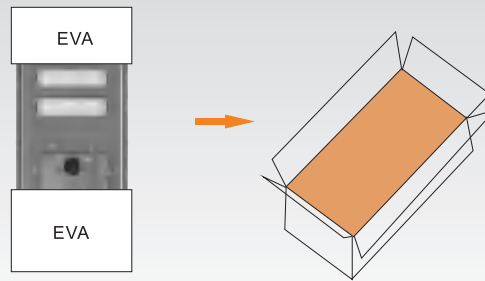
Power	Light Source(QTY)	Body Size	Pole Diameter
150W	3030:180/150PCS, 5050:150PCS	888*396*235mm	Ø80MM
200W	3030:240/200PCS, 5050:200PCS	1158*400*235mm	Ø80MM
250W	3030:300/250PCS, 5050:250PCS	1358*400*240mm	Ø80MM

## DIAGRAMS

Unit:mm



## PACKING AND PACKAGING



(60mm ) Adjustable Lampholder Model:

Power	MTN Size	Qty/CTN	20` GP	40` GP	40HQ
150W	106*45*14cm	1	419	869	1018
200W	132*45*14cm	1	337	697	818
250W	152*45*14cm	1	292	606	710

(80mm) Non-adjustable Lampholder Model:

Power	MTN Size	Qty/CTN	20` GP	40` GP	40HQ
150W	115*45*14cm	1	386	801	939
200W	141*45*14cm	1	315	653	766
250W	161*45*14cm	1	276	572	670



## INSTALLATION HEIGHT



## FEATURES

1. Adjustable arm/fixed arm optional.
2. High lumen 3030/5050 SMD LED light source.
3. Zinc coated iron lamp body design, rust-free and efficient in heat dissipation.
4. The lamp body has a special drainage hole design.
5. Suitable for road lighting in urban areas such as urban streets and main traffic roads.

## CAUTIONS:

1. Installation must be done by professional electricians.
2. Do NOT dismantle the product. It may be dangerous.
3. Do NOT stare at the light with naked eyes. It is harmful to eyes.
4. Solar panel should be installed towards sun. And it must NOT be sheltered by trees or any other covers.