




LED FLOOD LIGHT

PTG007 Series


# Catalogue

**FREELUX** 菲瑞克斯

1. Basic Product Introduction
2. Product Structure Introduction
3. Product Optical Configuration
4. Product Special Features and Functions
5. Product Selection



# 01 Product Overview



# The appearance of the PTG007 series products



PTG007-100



PTG007-200



PTG007-300



PTG007-400

# Overview of PTG007 Series Products



## 01. Product Family

PTG007-100

PTG007-200

PTG007-300

PTG007-400

## 02. Power Range

50-150W

150-250W

250-320W

300-500W

## 03. Types of Electric Shock Protection

CLASS I

CLASS II


## 03. Exterior Color

Double-color gray

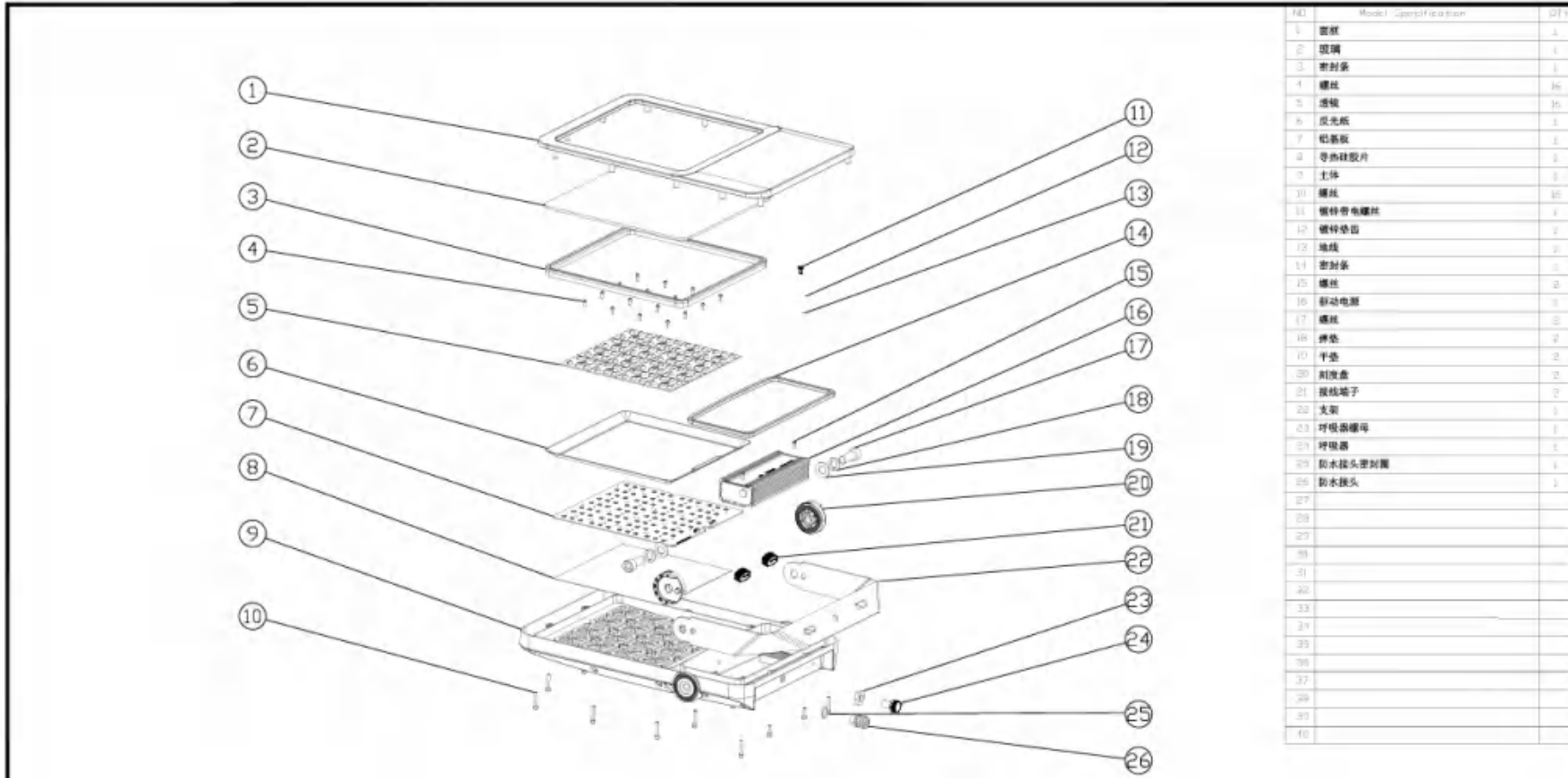
black

Customizable

# 02 Product Structure Introduction



# PTG007 Exploding Drawing




PKT	Model	Description	QTY
1		盖板	1
2		玻璃	1
3		密封胶	1
4		螺丝	16
5		透镜	16
6		反光板	1
7		电路板	1
8		导热硅胶片	1
9		土体	1
10		螺丝	16
11		塑料带电螺丝	1
12		塑料螺母	1
13		电线	1
14		密封胶	1
15		螺丝	2
16		驱动电源	1
17		螺丝	2
18		弹垫	2
19		平垫	2
20		刻度盘	2
21		接线端子	2
22		支架	1
23		呼吸器螺母	1
24		呼吸器	1
25		防水接头密封胶	1
26		防水接头	1
27			
28			
29			
30			
31			
32			
33			
34			
35			
36			
37			
38			
39			
40			

### 未注公差


尺寸分段 >=	0.5-6	6-30	30-120	120-100	100-1000	1000-2000	2000-10000
公差	±0.05	±0.1	±0.15	±0.2	±0.3	±0.5	±2

设计: 欧学	审核:	批准: 周雄兵
日期: 20250428	日期:	日期: 20240428
质量:	材料:	版本: REV1
尺寸: 1:1	表面处理:	比例: 1:1

# 03 Product optical configuration



# PTG007 Series optical configuration



PTG007-100  
6 or 9 Lens



PTG007-200  
12 or 16 Lens

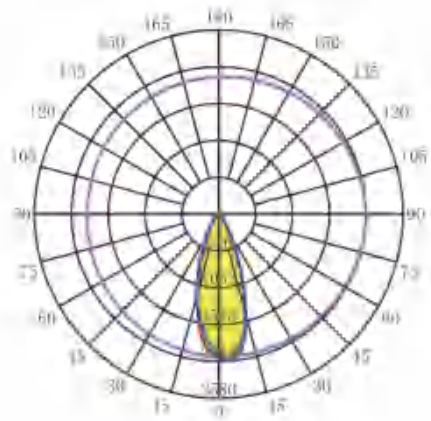


PTG007-300  
20 or 25 Lens

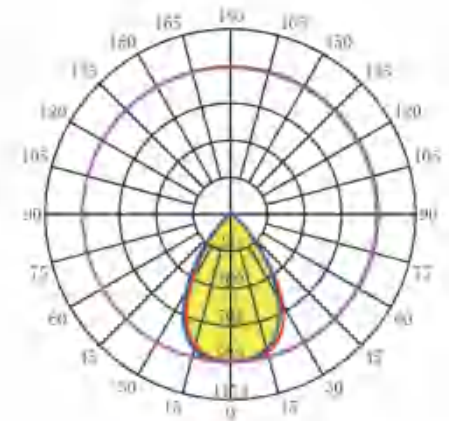


PTG007-400  
30 or 36 Lens

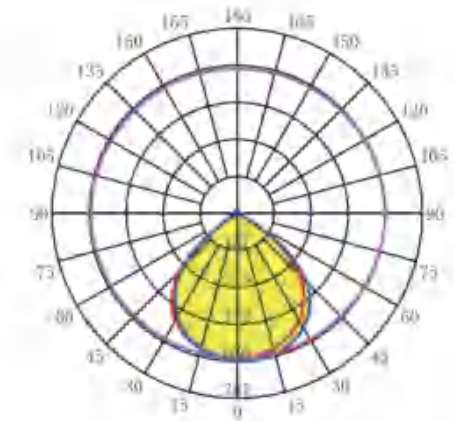
# PTG007 Series Spectral Distribution



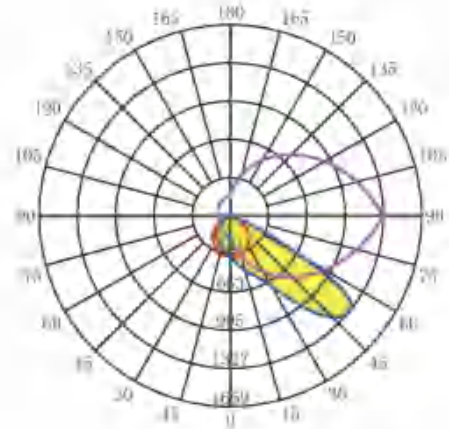
DG-5050-30-LENS-6H1



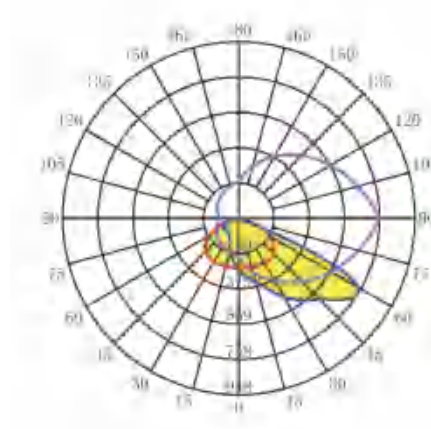
DG-5050-60-LENS-6H1



DG-5050-90-LENS-6H1

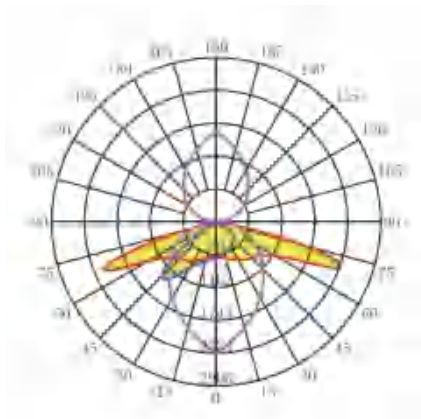


DG-5050-P50-LENS-6H1-NN1

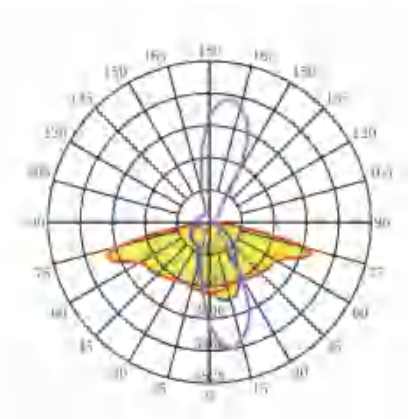


DG-5050-P60-LENS-6H1-NN1

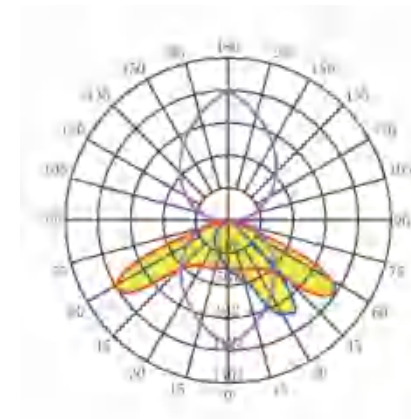
# PTG007 Series Spectral Distribution



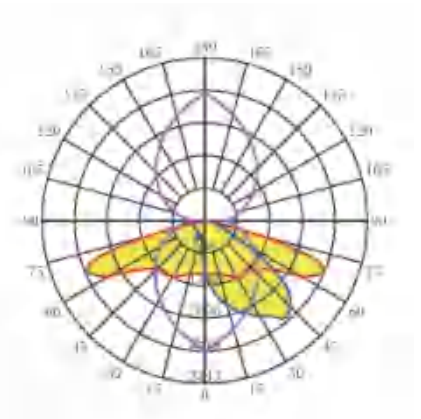
DG-5050-160\*80-TP-II-M-6H1



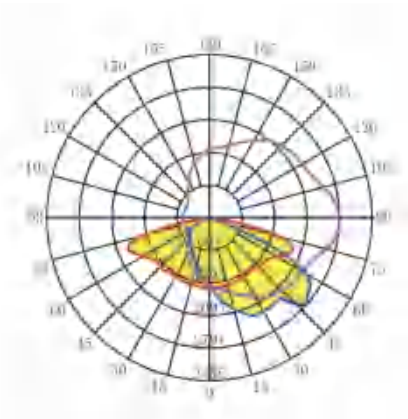
DG-5050-156\*72-TPII-M-6H1



DG-5050-118\*76-TPII-S-6H1



DG-5050-145X66-TPIII-S-6H1-NN1



DG-5050-153X89-TPIII-M-6H1-NN1

For more lighting options,  
please contact us.

# 05 Product selection



# PTG007 Series Product Parameters



Model	PTG007-100	PTG007-200	PTG007-300	PTG007-400
Input Wattage (W)	50/60/80/100/120/150	150/200/250	200/250/300/320	300/400/500
Input Voltage	90~305Vac			
Frequency Range	50/60Hz			
Power Factor	$\geq 0.95$			
Light source	LED			
Driver	Inventronics			
	Meanwell (optional)			
	other brand of driver(upon request)			
Luminaire efficacy (lm/W)	130-180			
Color Temperature	4000K (3000K/5000K/5700K upon request )			
Color rendering index	$\geq 70$			

# PTG007 Series Product Parameters



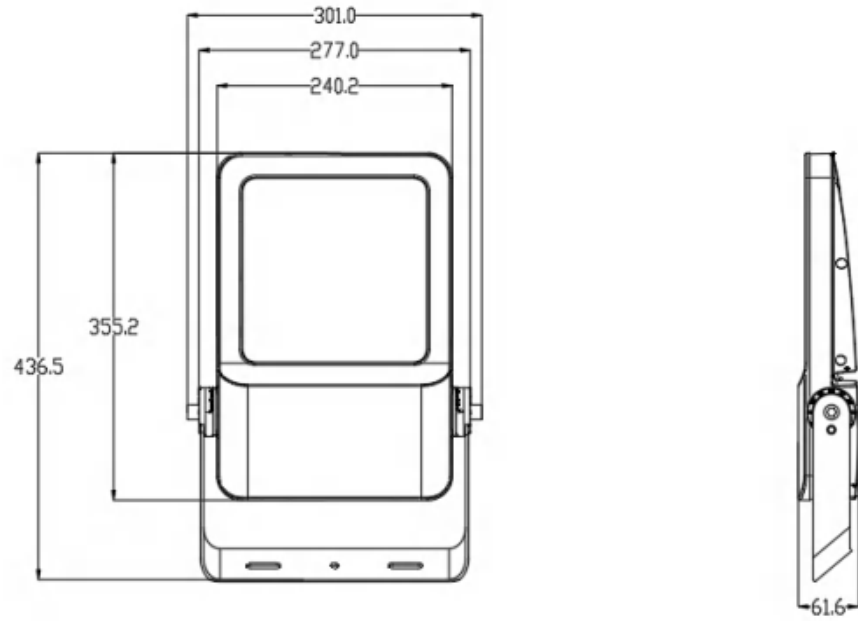
Model	PTG007-100	PTG007-200	PTG007-300	PTG007-400
Diming	Time control (optional)			
	1-10V (optional)			
	other (upon request)			
The environment temperature	-40 ~45 °C			
Humidity of Working Condition	20% ~90%RH			
Protectin Grade	IP66			
IK Protection level	IK08			
Standards & Certifications	ENEC/CB/CE/Rohs			
Meterials	Housing: ADC12 die-cast aluminum			
	Supporting frame: Q235			
	Cover: Toughened Glass			
	External Screws: 304 stainless screws			
Color	Grey/Black ( other upon request)			

# PTG007 Series Product Dimensions and Packaging

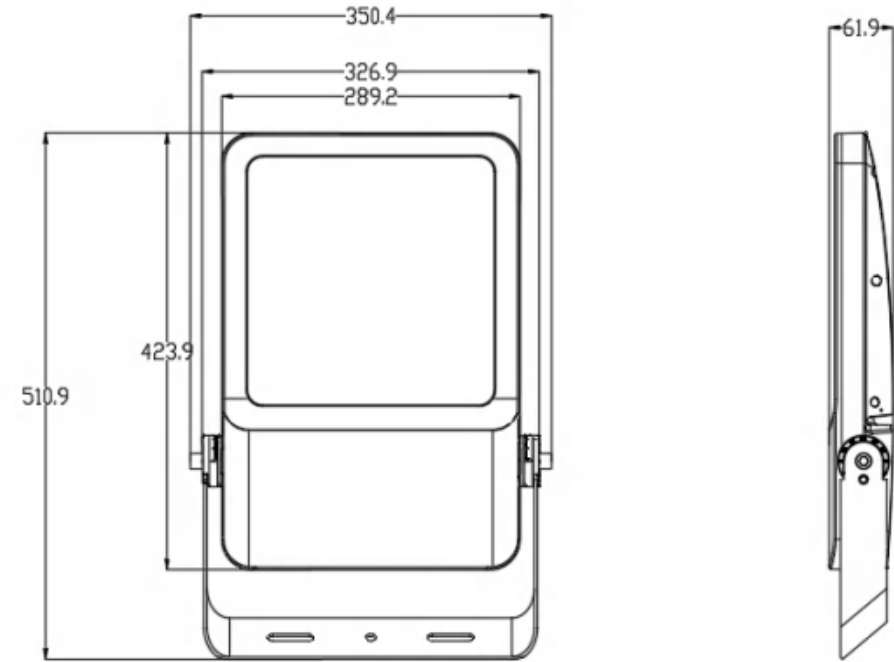


Model	Product dimensions (mm)			Packaging dimensions (mm)			The quantity per box	The volume of each box	The quantity per case	Note
	Product size (mm)			Packing size (mm)					68m <sup>3</sup>	
	L	W	H	L	W	H		(m <sup>3</sup> )	A lamp	
PTG007-100	436.5	301	61.6	485	350	110	One lamp per box	0.0187	2190	1
PTG007-200	510.9	350.4	61.9	565	400	110	One lamp per box	0.0249	2180	60-inch handle
PTG007-300	639.5	414.1	69.1	670	460	110	One lamp per box	0.0332	1640	60-inch handle
PTG007-400	697.4	469	75.4	750	520	120	One lamp per box	0.0468	1160	60-inch handle

# PTG007 Series Product Line Diagram

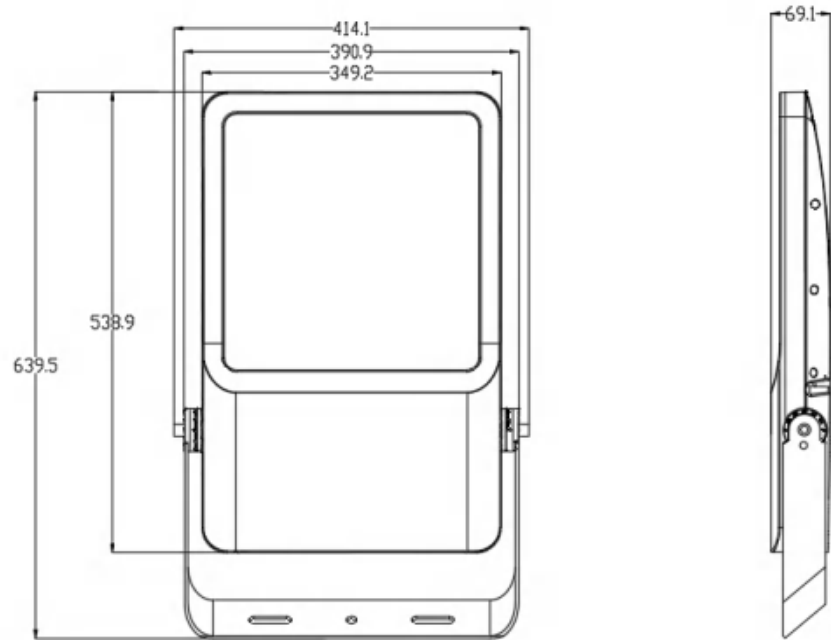


**PTG007-100**

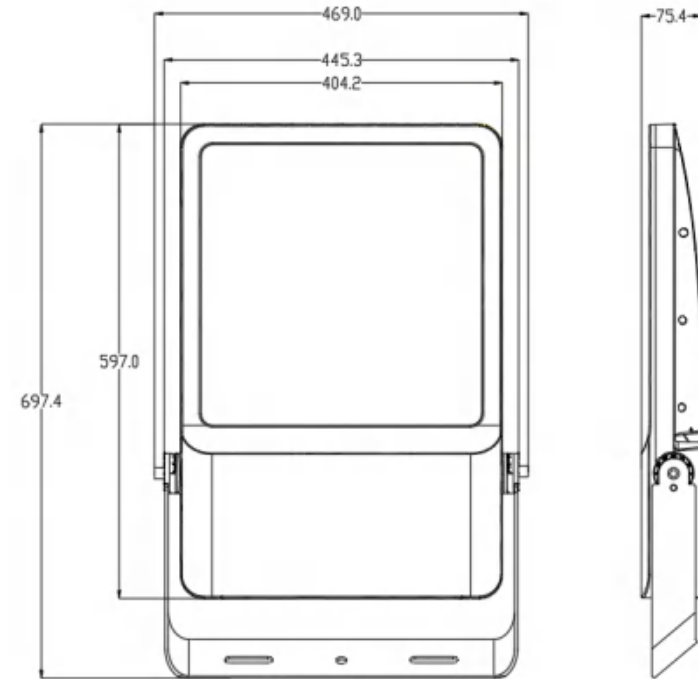


**PTG007-200**

# PTG007 Series Product Line Diagram




**PTG007-300**

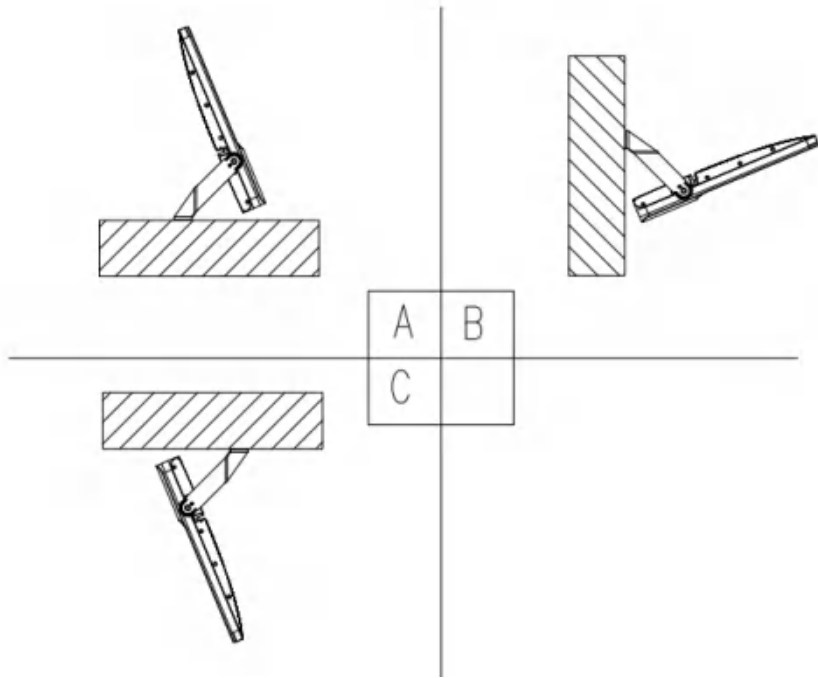


**PTG007-400**


# 05 Installation Instructions



# PTG007 Series Installation Method

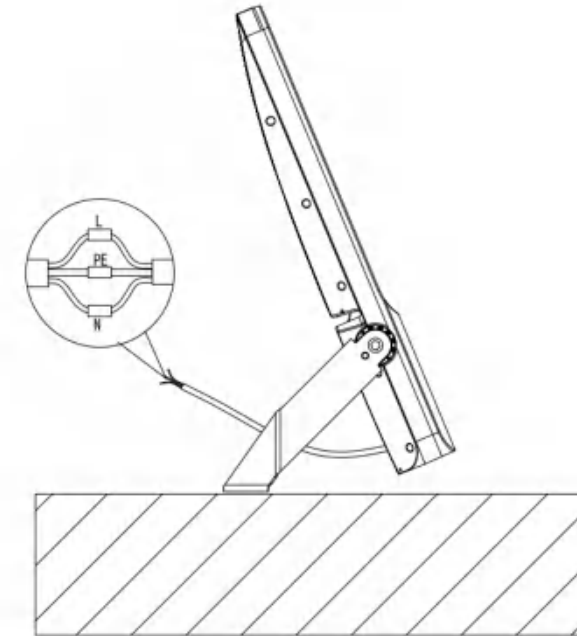
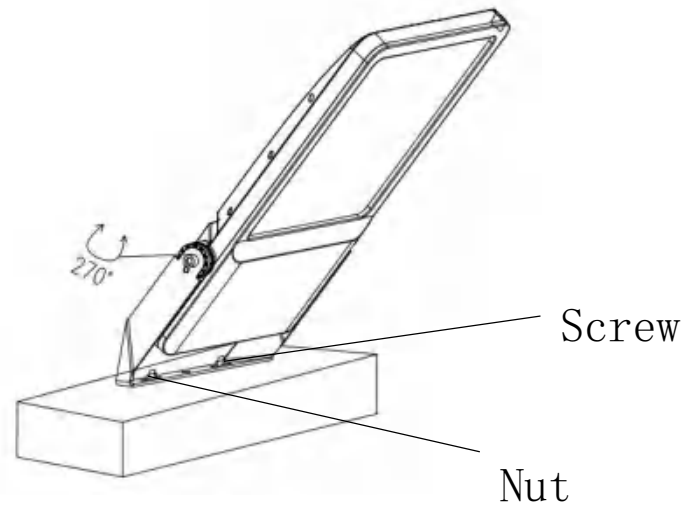


- A Horizontal Installation
- B Wall Mounting
- C Ceiling Installation



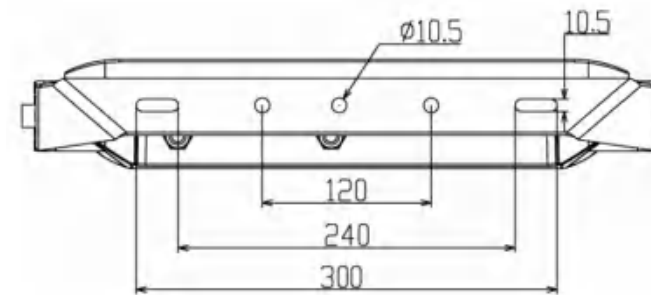
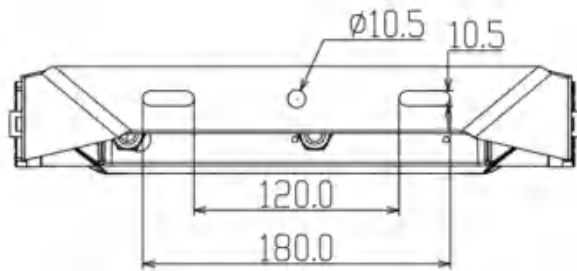
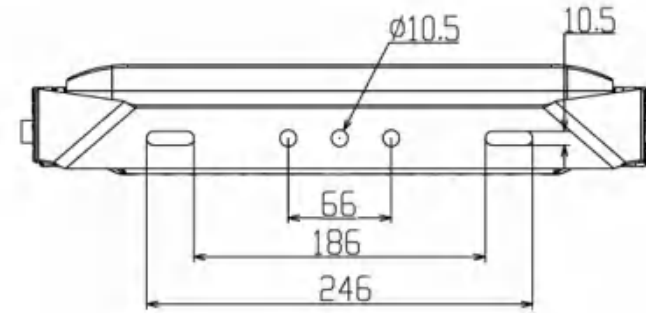
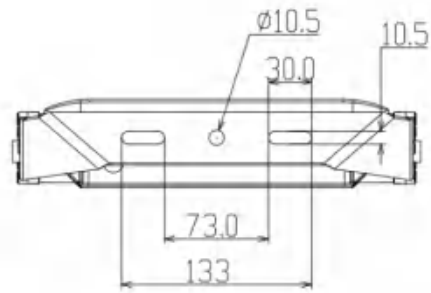
Installation example

# PTG007 Series Installation Details



- A. Place the lamp in the corresponding mounting position, align the mounting hole, insert the screw,
- B. Tighten the screw with a wrench and adjust the light in gangle
- C. Connect input cord and keep waterproof.
- D. When finish above A, B, and C, pls turn on for test,  
If light isn't turn on, pls check the related wiring. If it is still not resolved, contact your local sales agent.

# PTG007 Series Installation Dimensions



Thanks !